

# 2012 TRACKING REPORT



Lesbian, Gay, Bisexual, Transgender and Queer Grantmaking by U.S. Foundations

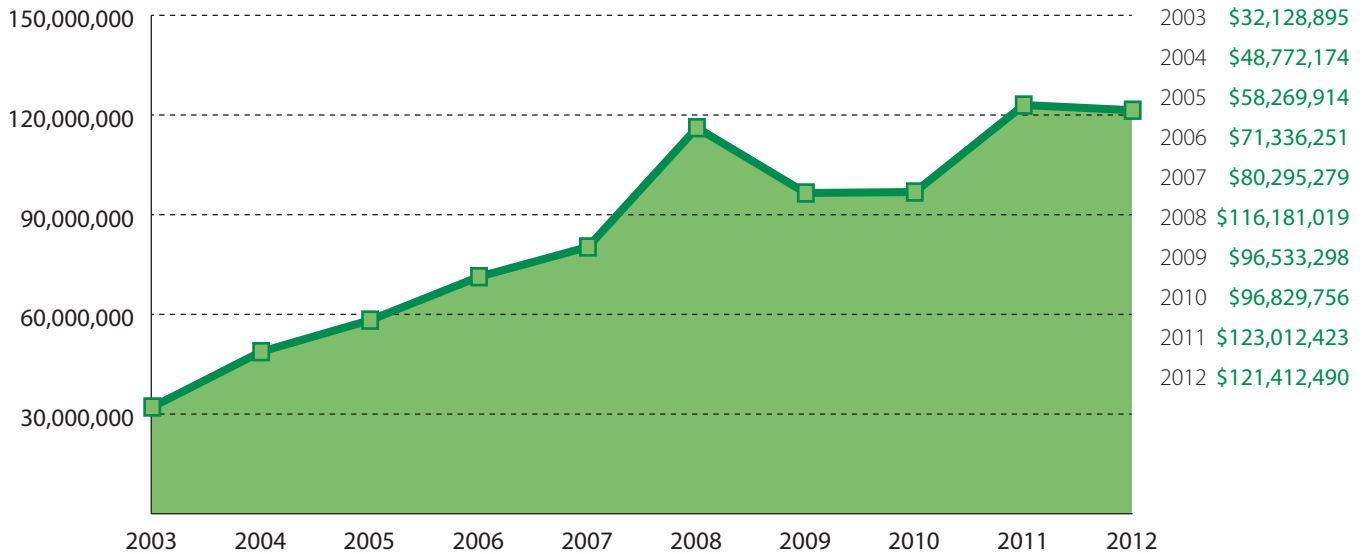


FUNDERS FOR  
LGBTQ  
ISSUES

# GENERAL OVERVIEW

## Total Annual LGBTQ Grant Dollars, 2003-2012

Foundation funding for LGBTQ issues has risen sharply over the past 10 years, **quadrupling from \$30 million** to more than **\$120 million**. Yet in 2012, LGBTQ funding was flat, largely because of short-term factors such as re-granting cycles.



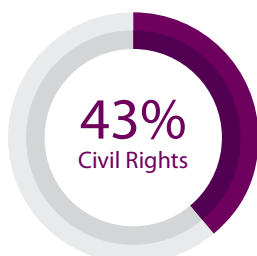
Despite impressive gains over the last decade, for every **100 dollars** awarded by U.S. foundations only **24 cents** goes to LGBTQ issues.



## DOMESTIC HIGHLIGHTS

In 2012, funding for LGBTQ issues in the United States **exceeded \$100 million** for the first time ever.

### Top Issue Funded



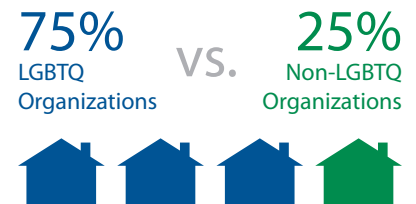
### Top Sub-Population Funded



### Top State Funded

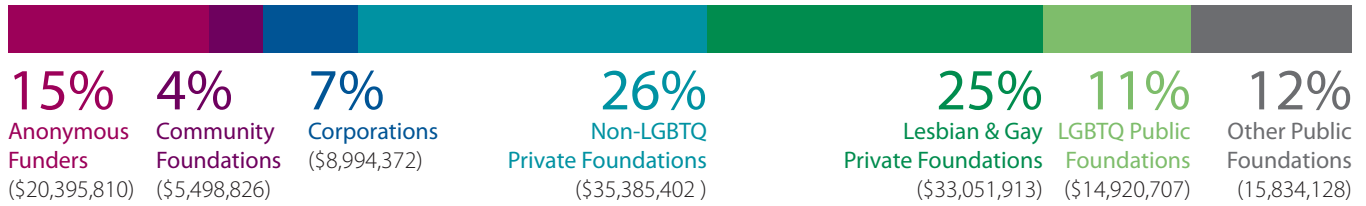


### Recipient Organization Type



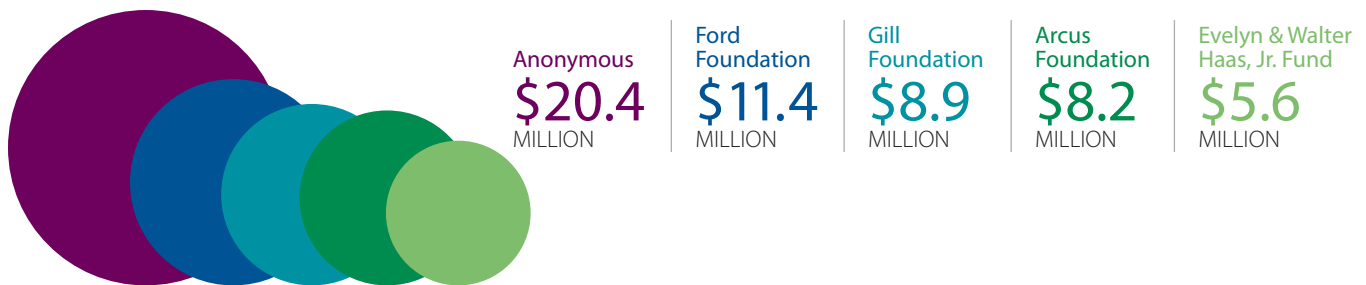
## Sources of LGBTQ Funding

As in prior years, private foundations provided the largest share of dollars — \$68 million, or 51 percent. Approximately **36 percent** of 2012 dollars (**\$48 million**) for LGBTQ issues were driven by LGBTQ donors themselves, either through private foundations established by gay and lesbian donors or public funders dedicated to LGBTQ communities.



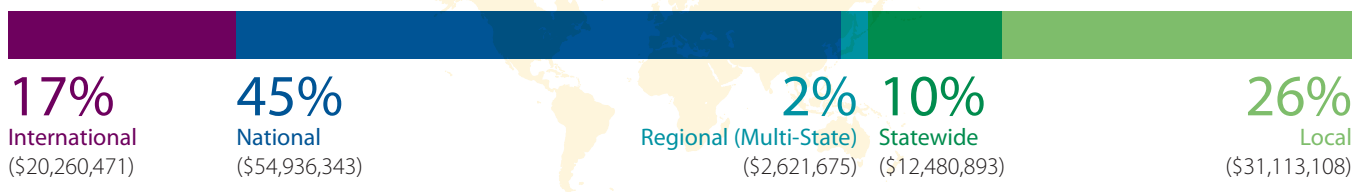
## Top Funders

The top 5 funders of LGBTQ issues provided **\$54.5 million** in grants, or **45 percent** of the year's total.



## Geographic Focus

In 2012, over **80 percent** of funding focused on domestic LGBTQ communities, of which, the majority supported work at the national level.



# INTERNATIONAL HIGHLIGHTS

Of international funding, **43 percent** went to organizations **based in the U.S.**

### Top Issue Funded



### Top Sub-Population Funded

**17%**  
Refugees,  
Asylees, &  
Migrants



### Top Region Funded (Outside U.S.)

**\$3,369,049**  
Sub-Saharan Africa



### Top Three Funders



# INTRODUCTION

The *2012 Tracking Report on LGBTQ Grantmaking by U.S. Foundations* provides an in-depth analysis of foundation funding for LGBTQ issues in calendar year 2012. This 11th annual edition of the tracking report captures data on 4,068 grants awarded by 399 foundations, making it the most comprehensive assessment of LGBTQ funding.

This year, foundation funding of LGBTQ issues totaled **\$121.4 million**, a slight decrease from the 2011 total of \$123 million. Much of this slight decrease, however, is due to short-term factors such as foundation transitions and the funding cycles of re-granting initiatives. Generally, funding for LGBTQ issues was largely stable in 2012, a likely temporary pause in its overall trajectory of rapid expansion in recent years. As in previous years, LGBTQ funding is barely one quarter of one percent of all foundation funding.

In this year's report, we have re-vamped the substance and format of our analysis to maximize its usefulness for our members, for the wider philanthropic field, and for the LGBTQ movement. A few of the highlights of the new model:

- We have provided separate sections on domestic and international grantmaking, exploring each of these distinct areas of funding in greater depth.
- Within both domestic and international grantmaking, we have provided a breakdown of funding by geographic region.
- We have also presented a more detailed picture of LGBTQ funding by community foundations, corporate funders, private foundations, and public funders.
- For most of the data, we have presented 2012 figures side-by-side with those from 2011, to facilitate year-to-year comparison.

Moreover, we have also sought to present the data in a visual and compelling manner that is easy to absorb and understand.

I hope this report in its new incarnation will be useful to funders, nonprofit leaders, and other stakeholders in identifying trends, gaps, and opportunities for LGBTQ grantmaking. It also provides an invaluable tool for assessing our progress in our own mission of expanding the scale and impact of LGBTQ funding. Keep watching throughout 2014 for more new reports and resources providing the most up-to-date, comprehensive, and relevant information on LGBTQ philanthropy.

Sincerely



Ben Francisco Maulbeck

# ■ TABLE OF CONTENTS

## 2 INTRODUCTION

## 5 OVERVIEW

- All Foundation Funding vs. LGBTQ Foundation Funding
- Sources of LGBTQ Funding
- Top Grantmakers
- Top Grant Recipients
- Geographic Focus
- Type of Support
- Population Focus
- Strategies Funded

## 15 DOMESTIC FUNDING OF LGTBQ ISSUES

- Local and Statewide Funding of LGBTQ Issues
- Funding Per LGBTQ Adult
- Issues Addressed in Domestic Funding
- Domestic Population Focus
- Types of Organizations Receiving Domestic Funding
- Analysis of Domestic Funding for LGBTQ Organizations
- Analysis of Domestic Funding for Non-LGBTQ Organizations

## 27 INTERNATIONAL FUNDING OF LGBTQ ISSUES

- International Funding by Region and Issues Addressed
- Issues Addressed in International Funding
- International Population Focus

## 35 COMMUNITY FOUNDATION GRANTMAKING FOR LGBTQ ISSUES

- Issues Addressed by Community Foundations
- Geographic Focus of Community Foundations

## 39 CORPORATE GRANTMAKING FOR LGBTQ ISSUES

- Issues Addressed by Corporate Funders
- Geographic Focus of Corporate Funders

## 43 PRIVATE FOUNDATION GRANTMAKING FOR LGBTQ ISSUES

- Issues Addressed by Private Foundations
- Geographic Focus of Private Foundations

## 47 PUBLIC FUNDER GRANTMAKING FOR LGBTQ ISSUES

- Issues Addressed by Public Funders
- Geographic Focus of Public Funders

## 51 APPENDIX: 2012 LIST OF LGBTQ GRANTMAKERS IN THE U.S.

## 63 METHODOLOGY AND ACKNOWLEDGEMENTS

## 64 REPORT CREDITS

THIS PAGE HAS BEEN INTENTIONALLY LEFT BLANK.

# OVERVIEW

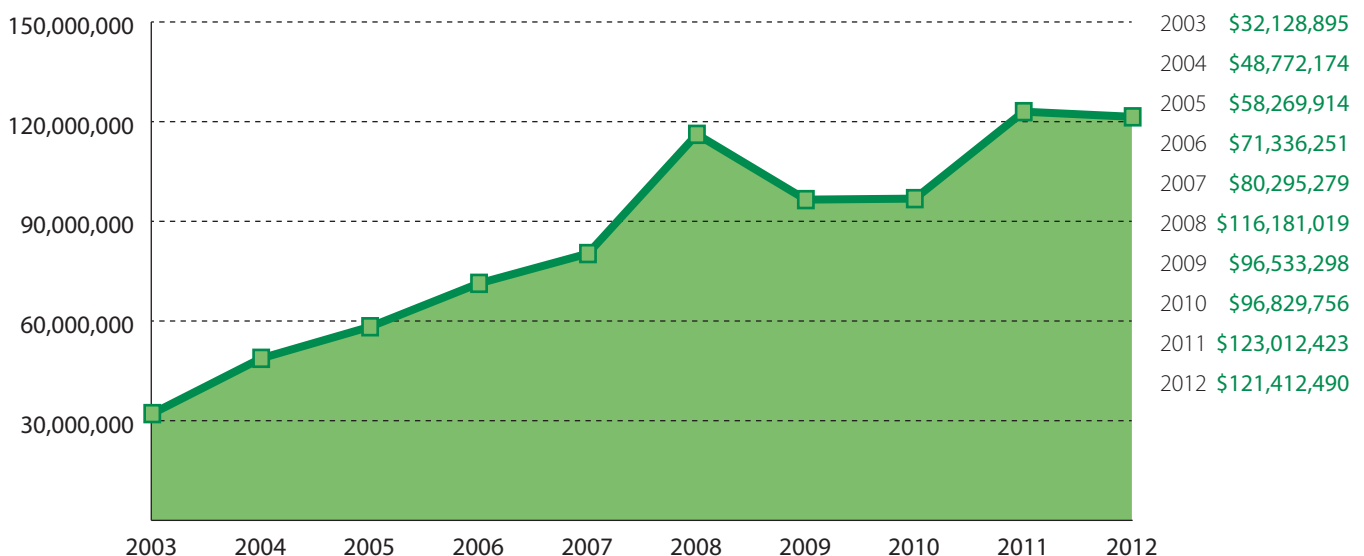
In 2012, U.S. foundations awarded 4,068 grants totaling **\$121.4 million** to support organizations and programs addressing lesbian, gay, bisexual, transgender, and queer (LGBTQ) issues. This is roughly a one percent decrease from 2011, when we identified \$123 million in grants for LGBTQ issues.

Foundations also granted an additional \$12.7 million to public foundations and other intermediaries for the purposes of re-granting to LGBTQ communities — more than double the \$5.5 million awarded for re-granting in 2011. With re-granting dollars included, LGBTQ grantmaking totaled **\$134 million**, a record high. We generally exclude these dollars from our analysis to avoid double-counting. However, dollars awarded through intermediaries are not necessarily re-granted in the same calendar year. Given the high dollar amount awarded for re-granting in 2012, some of the modest decrease in total LGBTQ grants may be more due to the cyclical nature of re-granting initiatives than to any substantive decline.

In addition, the Arcus Foundation, one of the top LGBTQ funders, conducted a strategic review in 2012 that led to the launch of a new LGBTQ strategy in early 2013. Although Arcus's LGBTQ grantmaking has since returned to its previous run rate, transition to the new strategy resulted in an \$8-million decrease in that foundation's LGBT grantmaking in 2012, significantly reducing the overall total in comparison to 2011. Arcus's 2013 LGBTQ grantmaking is currently on track to achieve its previous level of about \$16 million. This further indicates that this year's slight decrease in total dollars is an aberration. However, it also demonstrates the vulnerable position of LGBTQ funding, which remains highly sensitive to any fluctuations in the handful of top funders that provide the lion's share of foundation support for LGBTQ communities.

Generally, the level of LGBTQ funding was stable in 2012, a likely temporary pause in its broader trajectory of growth.

## LGBTQ Funding, 2003-2012

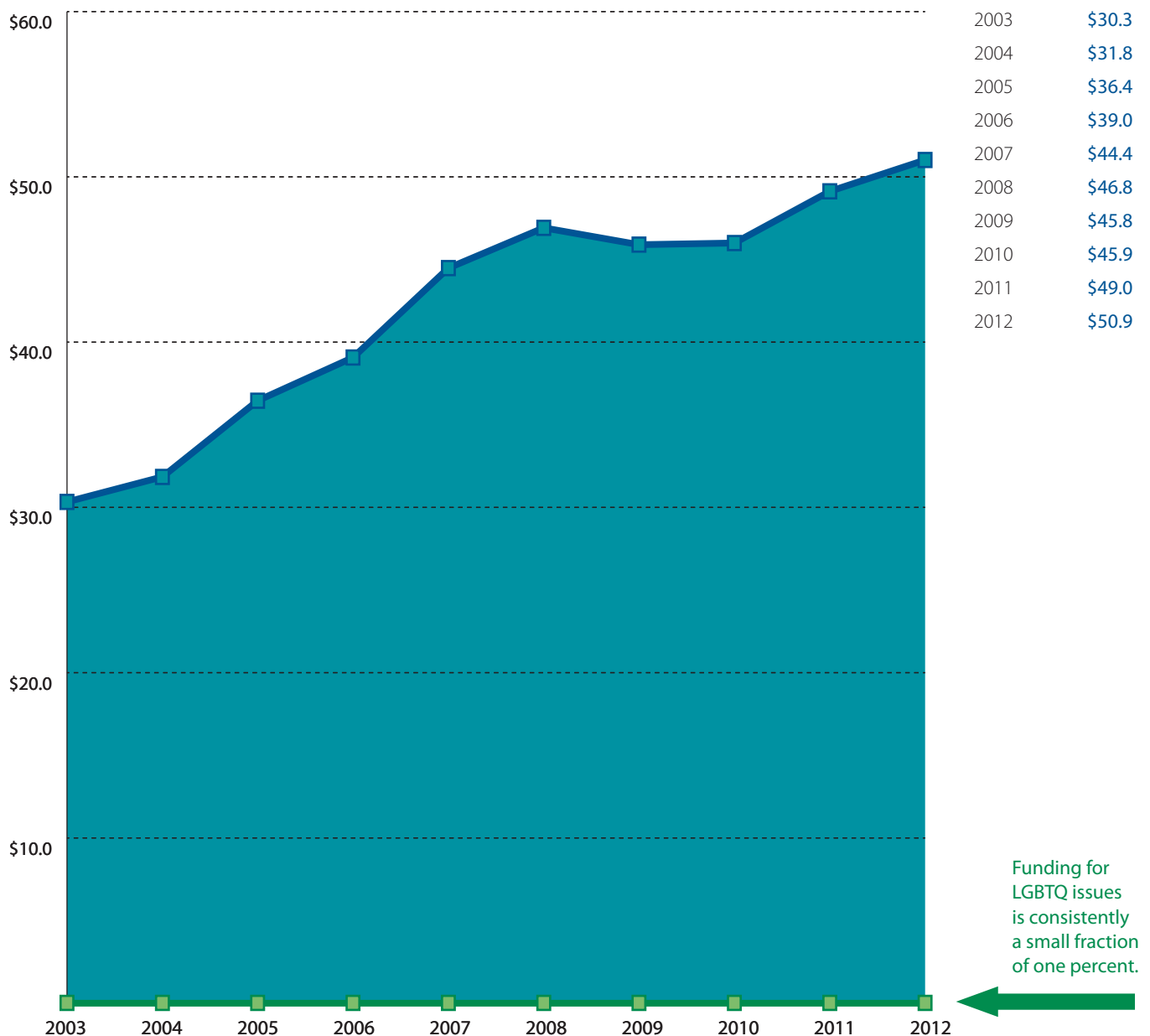


## ■ ALL FOUNDATION FUNDING VS. LGBTQ FOUNDATION FUNDING

LGBTQ foundation funding has risen rapidly in the past ten years, nearly quadrupling from \$32 million in 2003 to its current level. This growth has been more sporadic and less dramatic since 2009, when the effects of the Great Recession lowered foundation grantmaking overall. Nevertheless, the growth of LGBTQ funding has far outpaced the growth of foundation funding generally, which has increased by about two-thirds in the past decade.

Despite the growth of funding for LGBTQ issues, it remains a tiny fraction of all foundation funding — **about 0.24 percent of the \$50.9 billion** total that the Foundation Center estimates was awarded by foundations in 2012.

### All Foundation Funding (in billions), 2003-2012



Source: The Foundation Center: Key Facts on U.S. Foundations (2013).  
See <http://foundationcenter.org/gainknowledge/research/keyfacts2013/foundation-focus.html>.



# ■ SOURCES OF LGBTQ FUNDING


Looking at the types of funders that are the sources of LGBTQ funding, as in previous years, private foundations provided the majority of funding for LGBTQ issues (\$68 million, or 51 percent). Support from private foundations was split roughly evenly between foundations founded by lesbian and gay donors and those founded by non-LGBT-identified donors.

Nearly all funder categories increased their support of LGBTQ issues between 2011 and 2012. Particularly significant increases are notable from anonymous funders (a 30 percent increase), LGBTQ public foundations (a 29 percent increase), and corporations (a 27 percent increase). Non-LGBTQ private foundations also modestly increased their collective funding of LGBTQ issues, by \$2.3 million or seven percent.

There were only two types of funders that decreased their overall funding of LGBTQ issues between 2011 and 2012: lesbian and gay private foundations, which was almost entirely due to the temporary dip in funding from one of the top funders; and community foundations, which saw a modest decrease of less than \$400,000.

Excluding dollars awarded by anonymous funders, approximately 36 percent of 2012 dollars (\$48 million) for LGBTQ issues were driven by LGBTQ donors themselves, either through lesbian and gay private foundations or LGBTQ public foundations. This is down slightly from 2011, when LGBTQ funders provided 42 percent of support for LGBTQ issues.

## Sources of LGBTQ Grant Dollars by Funder Type



**Note:** In contrast to other parts of this report, this section *includes* dollars awarded to public foundations for the purposes of re-granting. This does result in the double-counting of re-granting dollars in this section, but is the most accurate way to capture the full amount of LGBTQ funding coming from (or through) the various types of funders.

## ■ TOP GRANTMAKERS

This year, we are providing two lists of top grantmakers for LGBTQ issues. The first list is of private foundations — entities that were largely founded and funded by a single donor, whether an individual, family, or corporation. The second is of public funders — such as community foundations, public foundations, or nonprofits that award grants — all of which have the same 501(c)(3) tax-exempt status and raise funds from many donors and funding sources. Since about \$10 million of annual LGBTQ funding from public funders originally comes from private foundations, we have separated these two categories to avoid double-counting on the same list and to maintain “apples-to-apples” comparisons. We have also provided further detail in the new sections on LGBTQ funding from community foundations, corporations, private foundations, and public funders.

As in past years, the top LGBTQ funders provided a large share of all 2012 LGBTQ grant dollars. In particular, the top ten private funders of LGBTQ issues collectively awarded more than \$70 million, or 58 percent of the year’s total.

Of the top ten private funders, half were founded by gay donors: Gill Foundation, Arcus Foundation, H. Van Ameringen Foundation, Calamus Foundation, and David Bohnett Foundation. On the public funder side, half of the top ten funders are also rooted in LGBTQ communities: Pride Foundation, Elton John AIDS Foundation, Astraea Lesbian Foundation for Justice, Human Rights Campaign Foundation, and the Horizons Foundation.

### Top 10 Private Funders

*This list includes all funders with private foundation status: family foundations, corporate foundations, and other private foundations.*

1 <b>Anonymous</b> Various locations \$20,395,810	6 <b>Open Society Foundations</b> New York, NY \$5,030,385
2 <b>Ford Foundation</b> New York, NY \$11,447,491	7 <b>Wells Fargo Foundation</b> San Francisco, CA \$3,562,008
3 <b>Gill Foundation</b> Denver, CO \$8,889,520	8 <b>H. van Ameringen Foundation</b> New York, NY \$3,078,500
4 <b>Arcus Foundation</b> New York, NY \$8,176,586	9 <b>Calamus Foundation, Inc.</b> New York, NY \$2,406,000
5 <b>Evelyn &amp; Walter Haas, Jr. Fund</b> San Francisco, CA \$5,585,500	10 <b>David Bohnett Foundation</b> New York, NY \$2,156,262

**TOTAL**

**\$70,728,062**

### Top 10 Public Funders

*This list includes all funders with fully tax-exempt nonprofit status: public foundations, community foundations, and nonprofit organizations that award grants to other nonprofits.*

1 <b>Pride Foundation</b> Seattle, WA \$5,163,871	6 <b>Astraea Lesbian Foundation for Justice</b> New York, NY \$1,144,324
2 <b>Tides Foundation</b> San Francisco, CA \$2,719,326	7 <b>Human Rights Campaign Foundation</b> Washington, DC \$1,099,435
3 <b>American Jewish World Service</b> New York, NY \$2,221,003	8 <b>Public Interest Projects</b> New York, NY \$1,095,000
4 <b>Elton John AIDS Foundation</b> New York, NY \$2,192,281	9 <b>Horizons Foundation</b> San Francisco, CA \$1,086,857
5 <b>Proteus Fund</b> Amherst, MA \$1,817,000	10 <b>Komen Foundation, Susan G.</b> Dallas, TX \$1,069,999

**TOTAL**

**\$19,609,096**

## ■ TOP GRANT RECIPIENTS

The top 10 recipients of LGBTQ funding received a total of \$28.3 million, accounting for 23% of all LGBTQ dollars granted in 2012. Nine of the top ten grantees are nonprofit organizations focused entirely on LGBTQ issues. One, the Center for American Progress, advocates for a range of progressive issues, including LGBTQ equality. Eight organizations on the list are national in scope, while one (GLAD) has a regional focus on New England, and another (IGLHRC) has an international focus. All but two organizations in the top ten are headquartered in New York City or Washington, DC.

Top 10 Grantees	
1	<b>National Gay and Lesbian Task Force</b> Washington, DC \$6,134,066
2	<b>Freedom To Marry</b> New York, NY \$4,081,970
3	<b>Lambda Legal Defense and Education Fund</b> New York, NY \$3,189,146
4	<b>Services and Advocacy for Gay, Lesbian, Bisexual &amp; Transgender Elders (SAGE)</b> New York, NY \$2,832,600
5	<b>Gay, Lesbian and Straight Education Network (GLSEN)</b> New York, NY \$2,336,176
6	<b>Gay &amp; Lesbian Alliance Against Defamation (GLAAD)</b> New York, NY \$2,180,666
7	<b>Center For American Progress (CAP)</b> Washington, DC \$1,975,000
8	<b>National Center for Lesbian Rights (NCLR)</b> San Francisco, CA \$1,960,540
9	<b>Gay &amp; Lesbian Advocates &amp; Defenders (GLAD)</b> Boston, MA \$1,922,250
10	<b>International Gay and Lesbian Human Rights Commission (IGLHRC)</b> New York, NY \$1,749,700
<b>TOTAL</b>	
<b>\$28,362,114</b>	

### RECOMMENDED RESOURCE



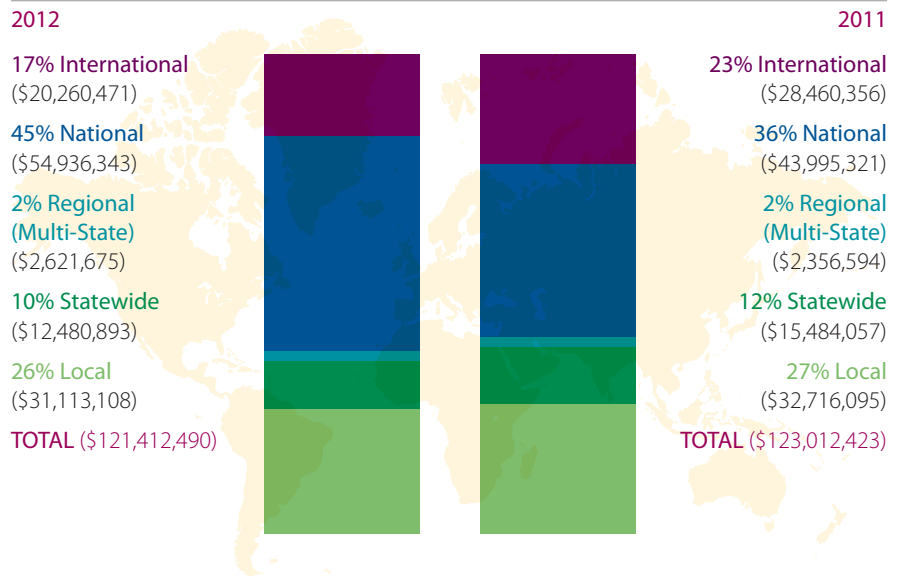
If you want to dive even deeper into the data on LGBTQ funding, check out **Philanthropy In/Sight: LGBTQ** our online, interactive mapping tool, produced in collaboration with the Foundation Center. The tool allows you to search for funders and grants by ZIP code, country, issue, or population. Access it at [www.lgbtfunders.org/insight/](http://www.lgbtfunders.org/insight/).

## ■ GEOGRAPHIC FOCUS

National organizations received \$54.9 million in LGBTQ grants, the largest share of the year's grant dollars and an increase of about \$9 million over 2011. There was an \$8-million decrease in grant dollars for internationally-focused organizations and NGOs outside the U.S. Giving for statewide organizations decreased by about \$3 million, while dollars for local and regional organizations were relatively stable.

As in prior years, local organizations received the greatest number of LGBTQ grants.

### Distribution of LGBTQ Grant Dollars by Geographic Focus



## ■ TYPE OF SUPPORT

Most LGBTQ dollars (62 percent) and grants (55 percent) were devoted to program support as opposed to general operating support. This constitutes a slight increase in the total dollar amount and proportion of grant dollars devoted to general operating support.

### Distribution of LGBTQ Grant Dollars by Type of Support



# POPULATION FOCUS

Grant dollars targeting gay men increased by more than \$1 million, reaching \$9.5 million in 2012. Funding for transgender communities also increased, reaching a record high of \$5.3 million.

Funding targeting lesbians totaled \$3.9 million in 2012, down by a full 37 percent from 2011. Funding for intersex communities increased from 2011 but remained a small fraction of total grant dollars.



## ZOOMING IN: International Share of Funding for Key Population Groups

About 44 percent of funds targeting lesbians were international in focus, while only 28 percent of grant dollars targeting gay men were for work beyond the U.S. Almost one-third of funds targeting transgender communities were for international work.

Grant dollars explicitly targeting bisexual communities totaled more than \$450,000 in 2012, far higher than we have reported in prior years. However, most of this reported increase was not due to a substantive expansion of funding, but rather due to the addition of a bisexuality-focused funder whose grants data is included this year for the first time. That funder, the American Institute of Bisexuality, awarded nearly \$440,000 in 2012 for research projects to promote understanding and visibility of bisexuality.

## Distribution of LGBTQ Grant Dollars by Sexual Orientation and Gender Identity

2012

= \$100,000



2011

= \$100,000

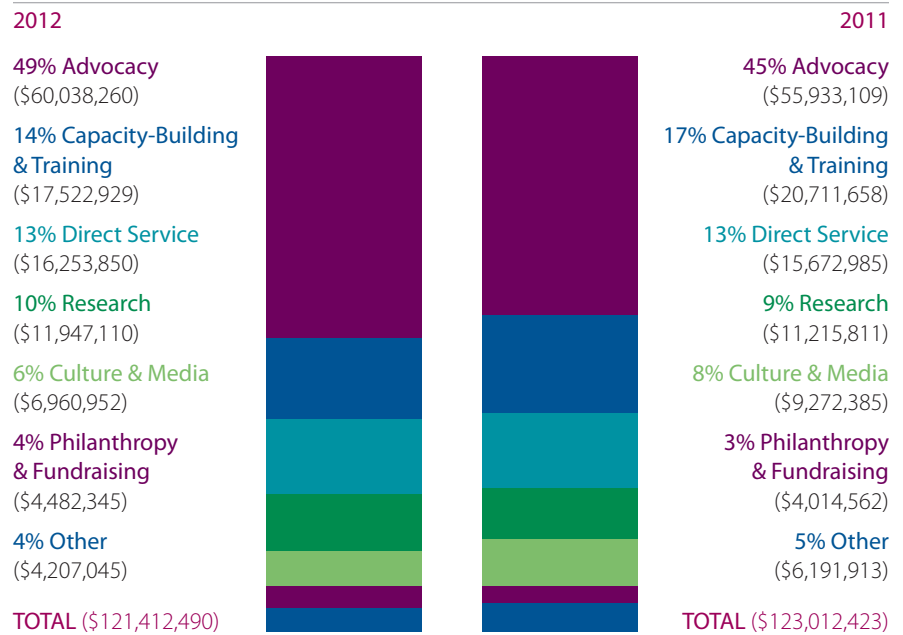


## STRATEGIES FUNDED

Breaking down LGBTQ grantmaking by the various strategies that grantees use to advance their goals, advocacy accounted for nearly half (49 percent) of all grant dollars in 2012 — a four-percentage-point increase from 2011. The specific advocacy strategies of litigation, public education, and community organizing each saw increases of about \$500,000 or more.

As in 2011, capacity-building was the second most-funded strategy, but it decreased both in grant dollars and as a share of total grant dollars, dropping by more than \$3 million to about \$17.5 million (14 percent of the total). Direct service and research saw modest increases, while culture and media decreased by more than \$2 million.

### Distribution of LGBTQ Grant Dollars by Strategies Funded



#### ZOOMING IN: Funding for Public Education Campaigns

Of the \$7 million devoted to public education, 60 percent (\$4.2 million) was for raising awareness around marriage equality.

## Detailed Breakdown of Strategies Funded

2012

2011

<b>Advocacy</b>	<b>\$60,038,260</b>	<b>49%</b>	<b>\$55,933,109</b>	<b>45%</b>
Advocacy (General)	\$42,803,726	34%	\$40,526,773	33%
Community organizing	\$2,755,365	2%	\$2,041,926	2%
Litigation	\$7,421,593	6%	\$6,971,574	6%
Public Education	\$7,057,576	6%	\$6,392,836	5%
<b>Capacity-Building &amp; Training</b>	<b>\$17,522,929</b>	<b>14%</b>	<b>\$20,711,658</b>	<b>17%</b>
Conferences/Seminars	\$1,032,582	1%	\$1,404,242	1%
Leadership Development	\$6,194,212	5%	\$5,980,441	5%
Organizational Capacity Building	\$6,505,480	5%	\$7,306,668	6%
Training & Technical Assistance	\$3,790,655	3%	\$6,020,3078	5%
<b>Direct Service</b>	<b>\$16,253,850</b>	<b>13%</b>	<b>\$15,672,985</b>	<b>13%</b>
<b>Research</b>	<b>\$11,947,110</b>	<b>10%</b>	<b>\$11,215,811</b>	<b>9%</b>
Curriculum Development	\$83,500	<1%	\$973,195	1%
Publications	\$226,916	<1%	\$545,019	<1%
Research	\$11,636,694	10%	\$9,697,597	8%
<b>Culture &amp; Media</b>	<b>\$6,960,952</b>	<b>6%</b>	<b>\$9,272,385</b>	<b>8%</b>
Culture	\$3,568,278	3%	\$3,913,333	3%
Electronic Media/Online services	\$1,552,486	1%	\$2,352,879	2%
Film/Video/Radio Production	\$1,840,188	2%	\$3,006,173	2%
<b>Philanthropy &amp; Fundraising</b>	<b>\$4,482,345</b>	<b>4%</b>	<b>\$4,014,562</b>	<b>3%</b>
Fundraising Event	\$1,789,063	1%	\$724,512	1%
Matching Grant	\$177,265	<1%	\$109,520	<1%
Philanthropy	\$2,516,017	2%	\$3,180,530	3%
<b>Other</b>	<b>\$4,207,045</b>	<b>4%</b>	<b>\$6,191,913</b>	<b>5%</b>
Multi-Strategy	\$4,179,545	4%	\$5,783,966	5%
Other	\$27,500	<1%	\$407,947	<1%
<b>TOTAL</b>	<b>\$121,412,490</b>		<b>\$123,012,423</b>	

THIS PAGE HAS BEEN INTENTIONALLY LEFT BLANK.



# DOMESTIC FUNDING OF LGTBQ ISSUES

In 2012, funding for LGBTQ issues in the United States exceeded \$100 million for the first-time ever. Setting a new record, domestic funding for LGBTQ issues increased to over \$101 million, up from \$95 million in 2011.

Overall, however, the picture of domestic funding in 2012 largely mirrored 2011. Civil rights work received nearly half of all domestic funding. Similarly, advocacy organizations received over 50 percent of all domestic funding. Gay and lesbian private foundations accounted for the largest percentage of support (27 percent). All private foundations taken together accounted for over 50 percent of domestic funding.

While domestic funding at the local and statewide level decreased slightly, funding for national organizations increased nearly \$11 million or 25 percent.

## Top Ten Domestic Funders

- 1 Anonymous**  
Various locations  
\$14,569,875
- 2 Ford Foundation**  
New York, NY \$10,145,000
- 3 Gill Foundation**  
Denver, CO \$8,639,520
- 4 Evelyn & Walter Haas, Jr. Fund**  
San Francisco, CA  
\$5,585,500
- 5 Pride Foundation**  
Seattle, WA \$4,956,967
- 6 Arcus Foundation**  
New York, NY \$4,815,911
- 7 Wells Fargo Foundation**  
San Francisco, CA  
\$3,562,008
- 8 H. van Ameringen Foundation**  
New York, NY \$3,048,500
- 9 Tides Foundation**  
San Francisco, CA  
\$2,446,826
- 10 Calamus Foundation, Inc.**  
New York, NY \$2,406,000

## Top Ten Domestic Grantees

- 1 National Gay and Lesbian Task Force**  
Washington, DC \$6,134,066
- 2 Freedom To Marry**  
New York, NY \$4,081,970
- 3 Lambda Legal Defense and Education Fund**  
New York, NY \$3,189,146
- 4 Services and Advocacy for Gay, Lesbian, Bisexual & Transgender Elders (SAGE)**  
New York, NY \$2,832,600
- 5 Gay, Lesbian and Straight Education Network (GLSEN)**  
New York, NY \$2,336,176
- 6 Gay & Lesbian Alliance Against Defamation (GLAAD)**  
New York, NY \$2,180,666
- 7 Center for American Progress (CAP)**  
Washington, DC \$1,975,000
- 8 National Center for Lesbian Rights (NCLR)**  
San Francisco, CA  
\$1,960,540
- 9 Gay & Lesbian Advocates & Defenders (GLAD)**  
Boston, MA \$1,922,250
- 10 ACLU Foundation**  
New York, NY \$1,679,750

## Top Ten Funders for Local and State-Level Work

- 1 Gill Foundation**  
Denver, CO \$2,418,000
- 2 Anonymous**  
Various locations  
\$2,235,875
- 3 Calamus Foundation, Inc.**  
New York, NY \$1,756,000
- 4 Arcus Foundation**  
New York, NY \$1,753,875
- 5 Proteus Fund**  
Amherst, MA \$1,737,000
- 6 Tides Foundation**  
San Francisco, CA  
\$1,527,015
- 7 Evelyn & Walter Haas, Jr. Fund**  
San Francisco, CA  
\$1,448,000
- 8 Wells Fargo Foundation**  
San Francisco, CA  
\$1,264,950
- 9 California Endowment**  
Los Angeles, CA  
\$1,262,300
- 10 Elton John AIDS Foundation**  
New York, NY \$1,195,950

## Top Ten Grantees for Local and State-Level Work

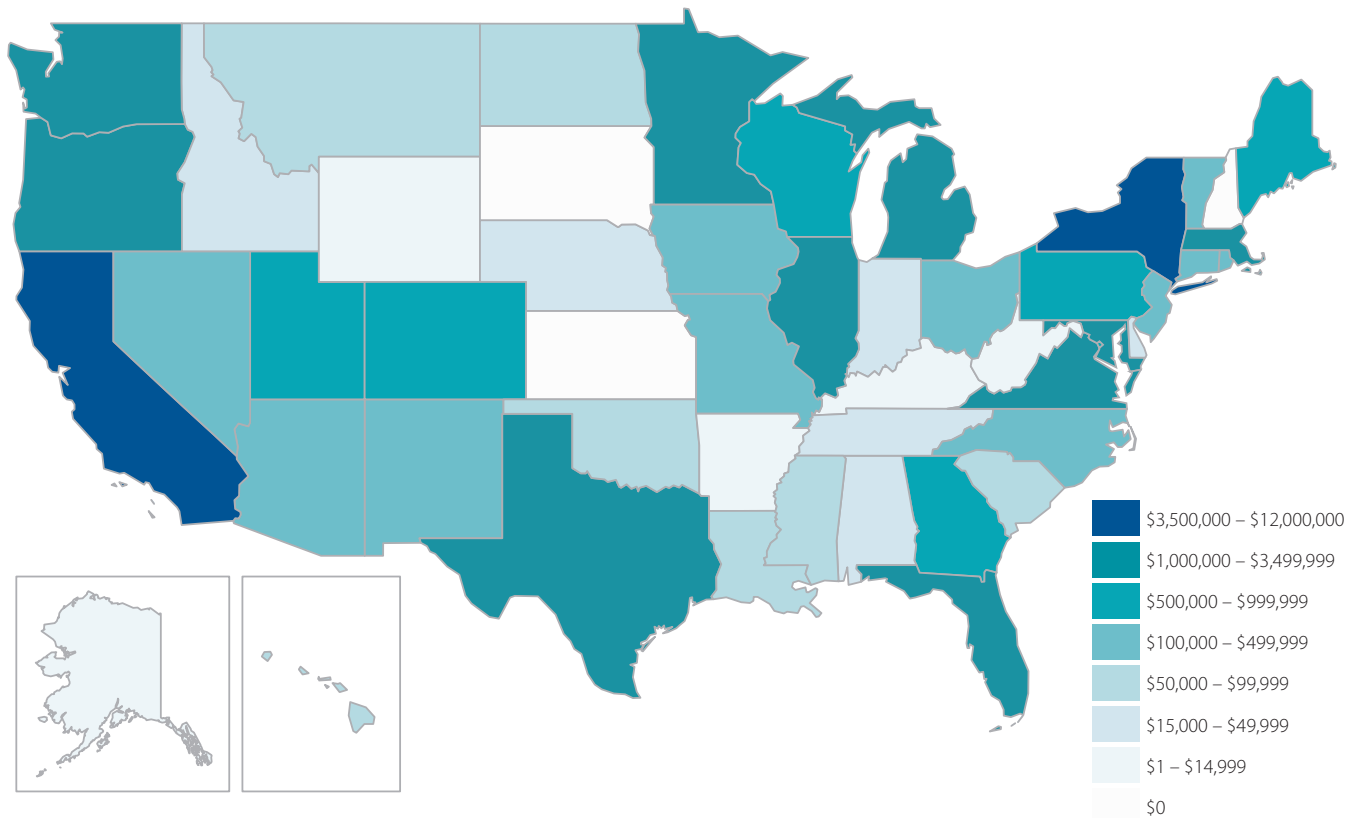
- 1 Gay & Lesbian Advocates & Defenders (GLAD)**  
Boston, MA \$1,872,250
- 2 The Lesbian, Gay, Bisexual & Transgender Community Center**  
New York, NY \$1,519,669
- 3 GMHC (Gay Men's Health Crisis)**  
New York, NY \$1,297,738
- 4 Pride Foundation**  
Seattle, WA \$1,205,600
- 5 Los Angeles Gay and Lesbian Community Services Center**  
Los Angeles, CA  
\$1,191,530
- 6 Planned Parenthood of New York City**  
New York, NY \$1,000,000
- 7 San Francisco State University Foundation**  
San Francisco, CA  
\$1,000,000
- 8 Ali Forney Center**  
New York, NY \$832,100
- 9 Urban Justice Center**  
New York, NY \$703,400
- 10 Illinois Safe School Alliance**  
Chicago, IL \$696,250

# LOCAL AND STATEWIDE FUNDING OF LGBTQ ISSUES

Overall, 2012 saw a slight decrease in local and statewide funding for LGBTQ communities. Funding went from \$50.5 million in 2011 to \$46.3 million in 2012. **New York** saw \$11.7 million in funding, surpassing **California** (which saw \$9.8 million) to become the state with the most local or statewide funding for LGBTQ people. These were the only states to receive more than \$3.5 million in funding. Only ten states received \$1 million or more in funding, down from eleven states at that level in 2011.

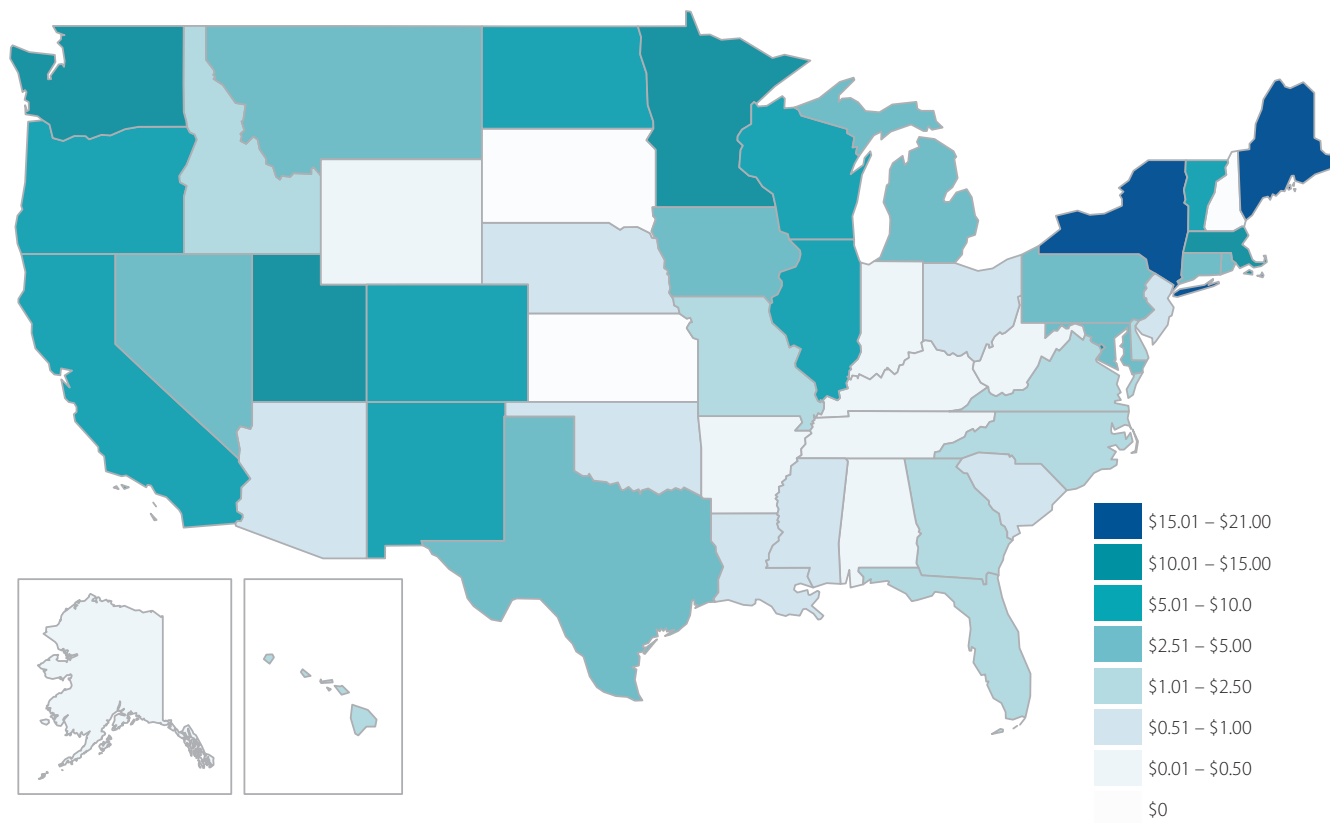
Despite the overall decrease in state and local funding, some states still experienced a dramatic increase in their funding. Funding for **North Dakota** increased more than twenty-fold, from \$500 to \$11,000 and funding for **Hawaii** more than tripled, from \$30,050 to \$95,073. Both states remain far below the median state funding level of \$136,988.

Other states saw significant decreases. Kentucky's funding declined by 98 percent and West Virginia's funding declined by 96 percent. **Kentucky** went from \$430,015 in 2011 to \$7,000 in 2012; **West Virginia** went from \$40,000 in 2011 to \$1,500 in 2012.



## Funding by State

Alabama	\$40,500	Kentucky	\$7,000	North Dakota	\$60,000
Alaska	\$6,500	Louisiana	\$81,008	Ohio	\$245,051
Arizona	\$113,720	Maine	\$863,251	Oklahoma	\$65,250
Arkansas	\$14,000	Maryland	\$458,671	Oregon	\$1,267,097
California	\$9,761,484	Massachusetts	\$3,350,123	Pennsylvania	\$900,381
Colorado	\$973,940	Michigan	\$1,350,616	Rhode Island	\$123,938
Connecticut	\$237,500	Minnesota	\$1,766,259	South Carolina	\$75,500
Delaware	\$36,000	Mississippi	\$50,000	South Dakota	—
District of Columbia	\$513,311	Missouri	\$284,113	Tennessee	\$39,040
Florida	\$1,219,443	Montana	\$85,509	Texas	\$1,925,525
Georgia	\$527,975	Nebraska	\$31,050	Utah	\$668,922
Hawaii	\$95,073	Nevada	\$242,750	Vermont	\$151,896
Idaho	\$48,200	New Hampshire	—	Virginia	\$263,384
Illinois	\$2,587,687	New Jersey	\$149,520	Washington	\$2,215,428
Indiana	\$25,500	New Mexico	\$241,267	West Virginia	\$1,500
Iowa	\$205,500	New York	\$11,687,851	Wisconsin	\$723,330
Kansas	—	North Carolina	\$466,113	Wyoming	\$3,000



Funding Per LGBTQ Adult by State

Alabama	\$0.39	Illinois	\$6.97	Montana	\$4.24	Rhode Island	\$3.31
Alaska	\$0.36	Indiana	\$0.14	Nebraska	\$0.83	South Carolina	\$0.72
Arizona	\$0.60	Iowa	\$3.14	Nevada	\$2.81	South Dakota	\$—
Arkansas	\$0.18	Kansas	\$—	New Hampshire	\$—	Tennessee	\$0.31
California	\$8.59	Kentucky	\$0.05	New Jersey	\$0.60	Texas	\$3.12
Colorado	\$7.83	Louisiana	\$0.73	New Mexico	\$5.32	Utah	\$12.79
Connecticut	\$2.52	Maine	\$16.98	New York	\$20.26	Vermont	\$6.19
Delaware	\$1.51	Maryland	\$3.10	North Carolina	\$1.92	Virginia	\$1.45
District of Columbia	\$10.01	Massachusetts	\$14.69	North Dakota	\$6.62	Washington	\$10.55
Florida	\$2.31	Michigan	\$4.69	Ohio	\$0.77	West Virginia	\$0.03
Georgia	\$2.06	Minnesota	\$14.97	Oklahoma	\$0.67	Wisconsin	\$5.89
Hawaii	\$1.74	Mississippi	\$0.86	Oregon	\$8.60	Wyoming	\$0.24
Idaho	\$1.54	Missouri	\$1.87	Pennsylvania	\$3.34		

## FUNDING PER LGBTQ ADULT

To assess the level of funding for each state relative to its population, we have also provided a “per capita” estimate based on the total grant dollars in each state divided by the estimated number of adults in the state who identify as lesbian, gay, bisexual, or transgender. Since local and statewide funding for LGBTQ communities slightly decreased, the national average of local dollars per LGBTQ adult dropped 52 cents from \$6.04 to \$5.52. However, the median for statewide and local funding per LGBTQ adult increased. In 2012 the median for the 50 states and the District of Columbia was \$2.06 versus \$1.68 in 2011.

In 2012, twenty-two states saw an increase in the amount of foundation dollars they received per LGBTQ adult. Twenty-four states and the District of Columbia saw a decrease. Four states received the same per capita funding.

**New York** had the largest per capita funding at \$20.26. Two states had per capita funding exceeding \$15, seven states had per capita funding exceeding \$10, and fifteen states had per capita funding exceeding \$5. **Washington State** had the largest per capita funding increase, going from \$3.66 to \$10.55 per LGBTQ adult. **Oregon**, the state with the largest per capita funding figure in 2011, saw the greatest decrease, going from \$26.18 per capita to \$8.60. However, this is still more than 1.5 times higher than the average per capita of \$5.52.

**Note:** Estimates of the LGBTQ adult population are taken from the Movement Advancement Project (MAP) based on recent Gallup and Williams Institute data.

# ISSUES ADDRESSED IN DOMESTIC FUNDING

Looking at domestic LGBTQ funding by issue, the largest portion by far (\$42 million, or 42 percent of the total) was devoted to civil rights. This broad category includes funding for organizations and advocacy efforts addressing **civil rights** generally, as well as programs and campaigns around specific policy issues, such as marriage equality, employment nondiscrimination, military inclusion, gender identity-based rights, and immigrant rights.

## ZOOMING IN: Marriage Equality Funding by Geographic Focus



Of the \$10.8 million devoted to **marriage equality**, 48 percent (\$5.2 million) was for national work, 38 percent (\$4 million) was for state-level work, nine percent (\$1 million) was for multi-state regional organizations (most notably GLAD), and four percent (\$500,000) was for local grassroots efforts.

The second largest share of dollars was devoted to **health issues**, which received nearly \$16 million, or about 16 percent of the total. About 43 percent of health dollars were focused on HIV/AIDS, including services, community engagement programs, and policy change efforts. Other health-related grant dollars included funding for mental health services, services for LGBTQ elders, awareness-raising around health issues such as breast cancer, and policy and outreach efforts to assure full LGBTQ inclusion in the implementation of the Affordable Care Act.

## ZOOMING IN: Health Funding by Strategy



Of the \$9 million devoted to funding for non-HIV-related **health** issues in the U.S., 48 percent was for direct services, 19 percent was for advocacy and organizing, 15 percent was for capacity building and leadership development, and 12 percent was for research.

Also receiving a notable share of funding were various efforts to **build LGBTQ community**, including strengthening LGBTQ families, improving LGBTQ visibility in media and the arts, and increasing inclusiveness in faith-based communities — all of which collectively received 13 percent of domestic grant dollars. Education and safe schools captured \$7.6 million (about eight percent), an increase of more than \$600,000 over 2011.

## Distribution of Domestic Grant Dollars by Issue Addressed

2012

\$ = \$500,000

**Civil Rights** \$43,947,995 (43%)



**Health** \$15,956,529 (16%)



**Building Community, Families and Visibility** \$13,571,754 (13%)



**Education** \$7,668,385 (8%)



**Violence, Homophobia and Transphobia** \$4,512,718 (5%)



**Economic Issues** \$3,958,558 (4%)



**Other Issues** \$11,571,080 (11%)



Detailed Breakdown of Issues Addressed in Domestic Funding      2012      2011

<b>Civil Rights</b>	<b>\$43,947,995</b>	<b>43%</b>	<b>\$37,756,625</b>	<b>40%</b>
Civil rights (General/other)	\$29,131,284	29%	\$26,363,574	28%
Gender Identity Rights	\$2,681,927	3%	\$2,660,060	3%
Marriage/Civil Unions	\$11,742,736	11%	\$8,225,793	9%
Military Inclusion	\$392,048	<1%	\$507,198	1%
<b>Health</b>	<b>\$15,956,529</b>	<b>16%</b>	<b>\$16,437,842</b>	<b>17%</b>
HIV/AIDS	\$6,913,150	7%	\$8,378,423	9%
Other Health Issues	\$9,043,379	9%	\$8,059,419	8%
<b>Building Community, Families and Visibility</b>	<b>\$13,571,754</b>	<b>13%</b>	<b>\$13,013,111</b>	<b>14%</b>
Community Building and Empowerment	\$4,480,090	4%	\$2,244,093	2%
Religion	\$2,131,198	2%	\$4,529,694	5%
Strengthening Families	\$2,217,035	2%	\$2,851,730	3%
Visibility	\$4,743,431	5%	\$3,387,594	4%
<b>Education</b>	<b>\$7,668,385</b>	<b>8%</b>	<b>\$7,157,952</b>	<b>8%</b>
<b>Violence, Homophobia and Transphobia</b>	<b>\$4,512,718</b>	<b>5%</b>	<b>\$5,499,114</b>	<b>6%</b>
Anti-Violence	\$1,200,554	1%	\$2,115,078	2%
Homophobia/Transphobia	\$3,312,164	3%	\$3,384,036	4%
<b>Economic Issues</b>	<b>\$3,958,558</b>	<b>4%</b>	<b>\$2,549,299</b>	<b>3%</b>
Housing	\$2,261,218	2%	\$1,915,317	2%
Labor/Employment	\$1,697,340	2%	\$633,982	1%
<b>Other Issues</b>	<b>\$11,571,080</b>	<b>11%</b>	<b>\$12,965,527</b>	<b>14%</b>
Multi-Issue	\$10,347,156	10%	\$10,613,481	11%
Other	\$2,000	<1%	\$225,400	<1%
Philanthropy	\$978,873	<1%	\$1,783,623	2%
Unspecified	\$243,051	<1%	\$343,023	<1%
<b>TOTAL</b>	<b>\$101,187,019</b>		<b>\$95,379,470</b>	

## ■ DOMESTIC POPULATION FOCUS

As in previous years, the vast majority of grant dollars (86 percent) were devoted to organizations and programs serving LGBTQ people generally, across all sexual orientations and gender identities.



### **ZOOMING IN: Domestic Funding Targeting Gay Men**

Of domestic grant dollars targeting gay men and men who have sex with men (MSM), 84 percent was for HIV/AIDS.

Men who have sex with men still account for two-thirds of all new HIV infections in the U.S.

In 2012, communities of color were the target population of \$11.2 million in grants, or about 11 percent of the year's domestic LGBTQ grant dollars. This constitutes a decrease from 2011, when communities of color received \$14.4 million. However, an additional \$1.1 million was granted to the Astraea Foundation for the Racial Justice Collaborative, the bulk of which will be re-granted in future years. Funding for LGBTQ communities of color in 2012 was also affected by the temporary decrease in grantmaking by the Arcus Foundation, which is the top funder of LGBTQ people of color. (It is important to note that Arcus' new strategy, launched earlier this year, arguably deepens its commitment to communities of color.)

Looking at other target populations, children and youth received the largest share of grant dollars: \$21.4 million, or about 22 percent of all domestic grant dollars. This is an increase from 2011, when children and youth accounted for \$17.8 million of U.S. dollars. Grant dollars also increased in 2012 for LGBTQ older adults, immigrants, sex workers, and economically disadvantaged populations.




### **RECOMMENDED RESOURCE**

For more information about funding for HIV/AIDS, check out the recent report from our sister affinity group, Funders Concerned About AIDS: **Global Philanthropic Support to Address HIV/AIDS in 2012**. Funding from U.S. funders for HIV/AIDS totaled \$467 million in 2012, down by \$24 million from 2011. The report is available online at [www.fcaids.org](http://www.fcaids.org).

## Distribution of Domestic Grant Dollars by Sexual Orientation and Gender Identity

2012

 = \$100,000

**Lesbians**  
\$2,215,682 (2%)

**Gay Men**  
\$6,840,265 (7%)

**Bisexuals**  
\$436,711 (<1%)

**Transgender**  
\$3,624,394 (4%)

**Intersex**  
\$82,750 (<1%)




### RECOMMENDED RESOURCE

Our estimates of "LGBT funding per capita" for each U.S. state draw on research from the **Williams Institute**, which worked in collaboration with Gallup to conduct a survey of more than 120,000 people, the largest study of its kind ever conducted on LGBT demographics. The study found that 3.4 percent of U.S. adults identified as LGBT and that young people and people of color are more likely to be LGBT-identified. For more research on LGBT demographics, policy, and law, visit the Williams Institute's web site: [williamsinstitute.law.ucla.edu](http://williamsinstitute.law.ucla.edu).



## Distribution of Domestic Grant Dollars Among People of Color


2012

 = \$100,000



## Distribution of Domestic Grant Dollars Among Other Populations

2012

 = \$100,000





## ■ TYPES OF ORGANIZATIONS RECEIVING DOMESTIC FUNDING

For the first time this year, we tabulated all domestic LGBTQ funding by the type of organization receiving funding. Our hope is that this will offer a new and more detailed picture of the types of institutions that funders are investing in.

### LGBTQ Organizations vs. Non-LGBTQ Organizations:

We identified whether each grantee was an LGBTQ organization, defined as having a mission and programs entirely or primarily dedicated to LGBTQ issues, or a non-LGBTQ focused organization, defined as an organization with a mission not explicitly centered on LGBTQ issues. In the case of non-LGBTQ organizations, the grantees in this data set received funding for LGBTQ-specific programs, campaigns, or outreach efforts.

We found that three-quarters of domestic LGBTQ funding were awarded to LGBTQ-specific organizations, and the remaining quarter was awarded to “mainstream” nonprofit organizations.

### Distribution of Domestic Grant Dollars by Recipient Type

#### LGBTQ Organizations

\$73,186,892

#### Non-LGBTQ Organizations

\$24,541,435

**TOTAL** (\$97,728,327)



**Note:** Not included in this total are \$1.2 million awarded to individuals (largely for scholarships) and approximately \$1 million awarded to uncategorized organizations that received less than \$10,000 in grants in 2012.

### RECOMMENDED RESOURCE



Our taxonomy of LGBTQ-focused organizations borrows heavily from the Movement Advancement Project’s research on the capacity and financial health of the LGBT movement and its organizations. The annual **National LGBT Movement Report** has found that advocacy organizations account for approximately 41–45 percent of all LGBT nonprofit organizational expenses in the U.S. — mirroring our own findings on the predominance of advocacy in LGBT funding. The movement report and many other resources are available for download at [www.lgbtmap.org](http://www.lgbtmap.org).

# ■ ANALYSIS OF DOMESTIC FUNDING FOR LGBTQ ORGANIZATIONS

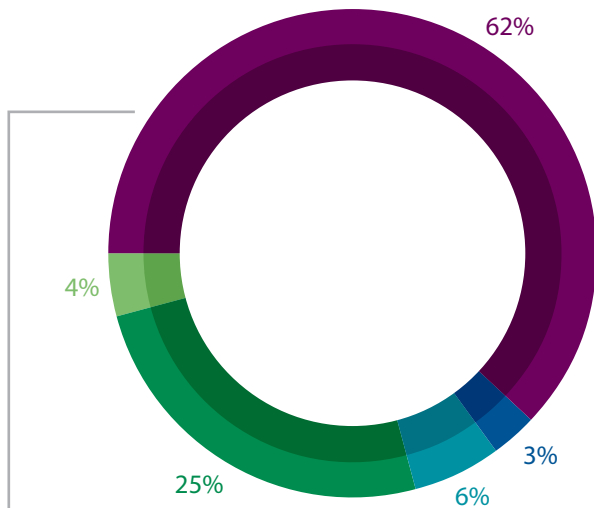
Looking more closely at LGBTQ grantees, we categorized each using a taxonomy of organizations similar to that used by the Movement Advancement Project (MAP). Advocacy organizations received a substantive majority (62 percent) of funding for LGBTQ organizations. Service providers (including community centers, HIV/AIDS service organizations, and youth centers) received the second largest share, at 25 percent of the total.

National LGBTQ advocacy organizations received about two-thirds of the dollars going to advocacy groups, followed by state-level advocacy organizations and legal services organizations. Local advocacy organizations — most of which are small, grassroots groups — received about four percent of the dollars for LGBTQ advocacy organizations.

Infrastructure organizations, including public foundations and organizations that serve other organizations (such as CenterLink), received six percent of dollars for LGBTQ-focused organizations. Four percent went to social and community organizations, including churches and other faith-based groups, nonprofits that run pride parades, and various professional networks and social groups. The smallest portion (\$2.5 million) went to the arts and cultural sector, which includes organizations that promote LGBTQ culture and history as well as performing arts groups such as LGBTQ choruses.

## Detailed Breakdown of LGBTQ Organizations

<b>Advocacy organizations</b>	<b>\$45,496,525</b>	<b>62%</b>
Legal services organizations	\$5,618,386	8%
Local advocacy organizations	\$2,035,464	3%
National advocacy organizations	\$29,719,430	40%
Regional advocacy organizations	\$2,279,075	3%
State equality organizations	\$5,844,170	8%
<b>Arts &amp; cultural organizations</b>	<b>\$2,529,123</b>	<b>3%</b>
<b>Infrastructure organizations</b>	<b>\$4,403,471</b>	<b>6%</b>
Private foundations	\$718,000	1%
Public foundations/fundraising organizations	\$2,162,627	3%
TA providers/networks	\$1,522,844	2%
<b>Service providers</b>	<b>\$18,002,823</b>	<b>25%</b>
AIDS service organizations	\$3,839,730	5%
Community centers	\$6,884,313	9%
Health centers	\$3,321,682	5%
Other services	\$1,291,760	2%
Youth centers	\$2,665,338	4%
<b>Social &amp; recreational organizations</b>	<b>\$2,779,951</b>	<b>4%</b>
Athletic groups	\$25,000	<1%
Faith-based organizations	\$351,829	<1%
Pride organizations	\$121,275	<1%
Social groups & networks	\$2,281,847	3%
<b>TOTAL</b>	<b>\$73,211,893</b>	



### Breakdown of LGBTQ Advocacy Organizations

Legal services organizations



Local advocacy organizations



National advocacy organizations



Regional advocacy organizations



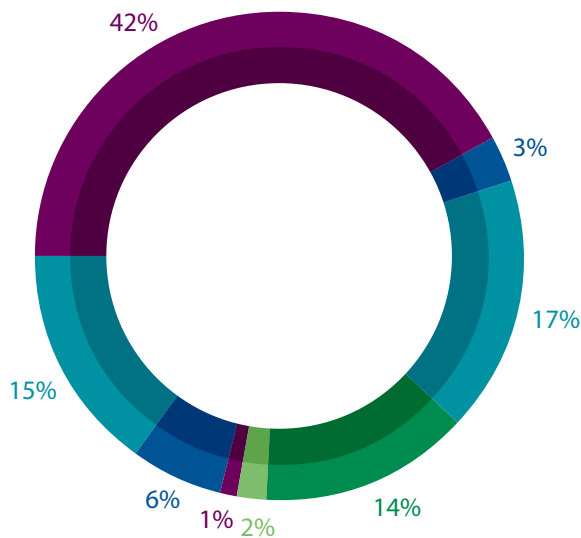
State equality organizations



# ■ ANALYSIS OF DOMESTIC FUNDING FOR NON-LGBTQ ORGANIZATIONS

**Allied advocacy organizations** received the largest share (42 percent) of funds awarded to non-LGBTQ organizations. This category includes broad progressive advocacy organizations, such as the Center for American Progress, as well as issue- and population-specific organizations, such as the National Council of La Raza or Planned Parenthood. These organizations were largely funded for their work in coalition with LGBTQ communities on a range of issues.

Several other types of non-LGBTQ organizations received significant portions of funding: **infrastructure organizations** (largely for funding initiatives or for mainstream technical assistance providers offering services to LGBTQ organizations), **universities** (including dollars for research on LGBTQ issues and scholarships for LGBTQ students), and **mainstream service providers** (ranging from foster care services to hospitals, much of it for increasing these institutions' cultural competence for working with LGBTQ communities).



## Detailed Breakdown of Non-LGBTQ Organizations

Advocacy organizations	\$10,187,136	42%
Arts & cultural organizations	\$716,150	3%
Infrastructure organizations	\$4,284,738	17%
Public foundations/fundraising organizations	\$3,231,282	75%
TA providers/networks	\$1,053,456	25%
Service providers	\$3,500,596	14%
Government agencies (including public school systems)	\$446,800	2%
Faith-based organizations	\$271,214	1%
Research institutes	\$1,455,000	6%
Universities and post-secondary schools	\$3,679,801	15%
<b>TOTAL</b>	<b>\$24,541,435</b>	

THIS PAGE HAS BEEN INTENTIONALLY LEFT BLANK.

# INTERNATIONAL FUNDING OF LGBTQ ISSUES

Funding for LGBTQ communities outside the US totaled just over \$20 million in 2012, down from \$27 million the year before. Over 40 percent of the funding for international LGBTQ work went to organizations based in the United States.

Uganda received the second highest level of funding, receiving \$1.2 million or 6 percent of international funding. In 2012, there was renewed fervor in Uganda to pass the Anti-Homosexuality Bill, more commonly known as the “Kill the Gays” bill. Fortunately, the bill did not pass before the end of the 2012 parliament term.

In 2012, the top ten international LGBTQ grantmakers awarded nearly \$17.8 million in grants, representing 88 percent of total LGBTQ dollars granted for international work. The top three grantmakers alone (Open Society, Arcus, and anonymous funders) awarded more than 57 percent of all international grant dollars. International LGBTQ funding is currently highly reliant on a small pool of funders giving at high levels, even more so than is the case for LGBTQ funding domestically.

Seven of the top ten grantees for international LGBTQ work are headquartered in the U.S. Two are headquartered in Europe. One is made up of multiple unnamed grantees, “anonymous,” which are spread across the globe at various locations. The anonymity of these grantees is maintained so as to protect them from potential reprisal by anti-LGBTQ regimes.

Whereas gay and lesbian private foundations and LGBTQ public funders make up nearly forty percent of LGBTQ funding, they constitute a smaller portion of international funding at about 21 percent — only 16 and 5 percent respectively.

## Top 10 International LGBTQ Funders

- 1 **Anonymous**  
Various locations \$5,825,935
- 2 **Open Society Foundations**  
New York, NY, United States \$4,756,423
- 3 **Arcus Foundation**  
New York, NY, United States \$3,360,675
- 4 **American Jewish World Service**  
New York, NY, United States \$2,221,003
- 5 **Ford Foundation**  
New York, NY, United States \$1,302,491
- 6 **Levi Strauss & Co/Foundation**  
San Francisco, CA, United States \$1,140,500
- 7 **Heartland Alliance for Human Needs & Human Rights**  
Chicago, IL, United States \$1,050,681
- 8 **amfAR, Foundation for AIDS Research**  
New York, NY, United States \$735,672
- 9 **Elton John AIDS Foundation**  
New York, NY, United States \$646,331
- 10 **Astraea Lesbian Foundation for Justice**  
New York, NY, United States \$604,066

## Top 10 International LGBTQ Grantees

- 1 **International Gay and Lesbian Human Rights Commission (IGLHRC)**  
New York, NY, United States \$1,749,700
- 2 **Anonymous**  
Various locations \$1,153,346
- 3 **United States Department of State**  
Washington DC, United States \$1,000,000
- 4 **Human Rights Watch**  
New York, NY, United States \$965,000
- 5 **Astraea Lesbian Foundation for Justice**  
New York, NY, United States \$744,738
- 6 **Community Initiatives**  
San Francisco, CA, United States \$500,000
- 7 **World Health Organization**  
Geneva, Switzerland \$490,000
- 8 **European Region of the International Lesbian, Gay, Bisexual, Trans and Intersex Association (ILGA-Europe)**  
Brussels, Belgium \$450,000
- 9 **Heartland Alliance for Human Needs & Human Rights**  
Chicago, IL, United States \$430,000
- 10 **Purpose Foundation**  
New York, NY, United States \$400,000

# INTERNATIONAL FUNDING BY REGION AND ISSUES ADDRESSED

**U.S. & Canada**  
\$8,771,396 (43%)

Human Rights	\$6,330,710	72%
HIV/AIDS	\$593,831	7%
Philanthropy	\$487,950	6%
Multi-issue	\$470,683	5%
Community Building/ Empowerment	\$220,000	3%
Religion	\$200,000	2%
Homophobia	\$135,000	2%
Health	\$120,000	1%
Gender Identity Rights	\$100,000	1%
Other	\$65,540	1%
Visibility	\$32,682	<1%
Anti-Violence	\$15,000	<1%

**Western Europe**  
\$1,944,126 (10%)

Human Rights	\$1,115,000	57%
Health	\$490,000	25%
Gender Identity Rights	\$268,251	14%
HIV/AIDS	\$51,000	3%
Religion	\$15,675	1%
Anti-Violence	\$4,200	<1%

**Caribbean**  
\$955,290 (5%)

HIV/AIDS	\$534,910	56%
Homophobia	\$170,000	18%
Human Rights	\$140,880	15%
Health	\$50,000	5%
Anti-Violence	\$35,000	4%
Housing	\$12,500	1%
Visibility	\$12,000	1%

**Latin America**  
\$1,187,921 (6%)

Human Rights	\$463,786	39%
HIV/AIDS	\$357,682	30%
Gender Identity Rights	\$150,453	13%
Visibility	\$54,000	5%
Homophobia	\$41,000	3%
Anti-Violence	\$40,000	3%
Health	\$40,000	3%
Community Building/ Empowerment	\$25,000	2%
Multi-issue	\$10,000	1%
Education/Safe Schools	\$6,000	1%

## Funding by Country

Algeria	\$20,000	Colombia	\$28,600	Honduras	\$46,450
Antigua	\$10,000	Cote d'Ivoire	\$241,417	Hungary	\$169,000
Argentina	\$247,953	Croatia	\$43,500	India	\$362,077
Armenia	\$1,488	Cuba	\$7,500	Indonesia	\$154,054
Belgium	\$634,875	Czech Republic	\$32,400	Iraq	\$9,610
Belize	\$44,697	Democratic Republic of the Congo	\$5,000	Ireland	\$70,000
Bolivia	\$172,000	Dominican Republic	\$457,910	Israel	\$395,521
Bosnia and Herzegovina	\$113,920	Ecuador	\$85,950	Jamaica	\$315,025
Botswana	\$40,000	El Salvador	\$20,000	Japan	\$45,000
Brazil	\$38,000	Estonia	\$45,936	Kazakhstan	\$40,000
Burkina Faso	\$16,000	Georgia	\$31,501	Kenya	\$329,500
Burundi	\$53,380	Ghana	\$145,487	Kyrgyzstan	\$72,484
Cambodia	\$5,000	Guatemala	\$24,000	Latvia	\$30,000
Canada	\$42,512	Guyana	\$4,000	Lebanon	\$4,100
Chile	\$90,000	Haiti	\$94,855	Macedonia	\$99,008
China	\$510,829			Malawi	\$96,409

**Eastern Europe,  
Central Asia & Russia**  
\$1,684,327 (8%)

Human Rights	\$926,664	55%
Visibility	\$371,752	22%
HIV/AIDS	\$180,945	11%
Gender Identity Rights	\$88,901	5%
Health	\$51,511	3%
Homophobia	\$31,663	2%
Anti-Violence	\$28,891	2%
Community Building/ Empowerment	\$4,000	<1%

**Middle East & North Africa**  
\$542,936 (3%)

Human Rights	\$248,555	46%
Community Building/ Empowerment	\$140,271	26%
Gender Identity Rights	\$70,000	13%
Visibility	\$29,500	5%
Anti-Violence	\$24,610	5%
HIV/AIDS	\$20,000	4%
Homophobia	\$10,000	2%

**Asia & Pacific**  
\$1,680,426 (8%)

Human Rights	\$772,234	46%
HIV/AIDS	\$416,658	25%
Visibility	\$234,000	14%
Anti-Violence	\$102,064	6%
Homophobia	\$73,000	4%
Community Building/ Empowerment	\$47,500	3%
Gender Identity Rights	\$27,970	2%
Strengthening Families	\$5,000	<1%
Health	\$2,000	<1%

**Sub-Saharan Africa**  
\$3,369,049 (17%)

Human Rights	\$2,195,386	65%
HIV/AIDS	\$675,886	20%
Gender Identity Rights	\$208,971	6%
Religion	\$100,000	3%
Anti-Violence	\$70,650	2%
Community Building/ Empowerment	\$56,000	2%
Health	\$53,156	2%
Visibility	\$9,000	<1%

Malaysia	\$18,600
Mexico	\$155,615
Moldova	\$19,975
Mozambique	\$70,000
Myanmar	\$12,000
Nepal	\$28,393
Nicaragua	\$32,500
Nigeria	\$292,398
Pakistan	\$49,148
Panama	\$20,000
Paraguay	\$55,000
Peru	\$108,656
Philippines	\$115,100
Poland	\$105,000
Romania	\$77,647
Russia	\$471,730

Rwanda	\$70,000
Serbia	\$27,500
Sierra Leone	\$35,000
Singapore	\$9,000
Slovakia	\$43,432
Slovenia	\$33,950
South Africa	\$656,971
Sri Lanka	\$42,567
St. Lucia	\$35,000
Sweden	\$201,516
Switzerland	\$790,000
Taiwan	\$5,000
Tajikistan	\$20,000
Thailand	\$303,958
Togo	\$17,456
Trinidad and Tobago	\$35,000

Turkey	\$43,705
Uganda	\$1,228,031
Ukraine	\$202,089
United Kingdom	\$317,735
Uruguay	\$14,500
USA	\$8,728,884
Uzbekistan	\$3,767
Vietnam	\$19,700
Zambia	\$8,000
Zimbabwe	\$64,000
Undisclosed Countries in Global South & East	\$125,000

**Grand Total \$20,260,471**

# ISSUES ADDRESSED IN INTERNATIONAL FUNDING

Nearly two-thirds of international LGBTQ funding (\$13.2 million) supported efforts to advocate and promote the human rights of LGBTQ people around the globe. This includes \$900,000 devoted specifically to gender identity rights.

Health was the second most-funded issue area, capturing \$3.6 million, or 18 percent of the total. Of this, the majority (\$2.8 million) was for HIV.

## ZOOMING IN: Human Rights Funding by Strategy



Of the \$13.2 million of LGBTQ funding devoted international human rights, 60 percent was for advocacy, 10 percent was for philanthropy, nine percent was for capacity building and leadership development, and eight percent was for research.

## Distribution of International Grant Dollars by Issue Adressed

2012

\$ = \$500,000

**Human Rights** \$13,232,761 (65%)



**Health** \$3,637,579 (18%)



**Anti-Violence & Anti-Homophobia** \$781,078 (4%)



**Visibility** \$742,934 (4%)



**Community Building/Empowerment** \$492,771 (2%)



**Philanthropy** \$487,950 (2%)



**Religion** \$315,675 (2%)



**Other Issues** \$569,723 (3%)





Detailed Breakdown of Issues Addressed in International Funding 2012 2011

Human Rights	\$13,232,761	65%	\$18,441,644	65%
Gender Identity Rights	\$914,546	5%	\$1,404,073	5%
Human Rights (General)	\$12,318,215	61%	\$17,037,571	60%
Health	\$3,637,579	18%	\$5,685,407	20%
Health (non-HIV-related)	\$806,667	4%	\$890,561	3%
HIV/AIDS	\$2,830,912	14%	\$4,794,846	17%
Anti-Violence & Anti-Homophobia	\$781,078	4%	\$385,773	1%
Anti-Violence	\$320,415	2%	\$204,473	1%
Homophobia	\$460,663	2%	\$181,300	1%
Visibility	\$742,934	4%	\$456,290	2%
Community Building/Empowerment	\$492,771	2%	\$654,692	2%
Philanthropy	\$487,950	2%	\$1,675,050	6%
Religion	\$315,675	2%	\$160,000	1%
Other Issues	\$569,723	3%	\$1,001,500	4%
<b>TOTAL</b>	<b>\$20,260,471</b>		<b>\$28,460,356</b>	

## ■ INTERNATIONAL POPULATION FOCUS

As with domestic funding, the overwhelming majority of international LGBTQ grant dollars targeted LGBTQ communities broadly, across all sexual orientations and gender identities. Thirteen percent of dollars were for programs targeting gay men or men who have sex with men, while lesbians and transgender communities were each the focus of eight percent of international funding.

### **ZOOMING IN: Top Issue Areas Funded for Target Populations**



Of international grant dollars targeting gay men and men who have sex with men (MSM), 94 percent were for HIV/AIDS. Of international dollars targeting lesbians and other queer women, 56 percent were for human rights, with the remainder devoted to issues such as philanthropy, anti-violence, and community-building. International funding for transgender communities was more evenly spread, with 57 percent going to human rights and gender identity, and 42 percent going to HIV/AIDS and other health issues.

Looking at other target populations of international LGBTQ funding, approximately \$3.4 million was devoted to refugees and other migrants, most of it for assistance for LGBTQ people fleeing persecution in their home countries. Programs targeting children and youth also received a notable amount (nearly \$900,000), most of it for development and empowerment of LGBTQ youth.


### **RECOMMENDED RESOURCE**



For more information about global funding for human rights, check out **Advancing Human Rights: The State of Global Foundation Grantmaking**, published by the International Human Rights Funders Group and the Foundation Center. The report identified \$1.2 billion in grants awarded for human rights in 2010, of which \$72.6 million, or 6 percent, was devoted to LGBT rights. Available for download at <http://foundationcenter.org/gainknowledge/humanrights/>.

## Distribution of International Grant Dollars by Sexual Orientation and Gender Identity


2012

 = \$100,000



## Distribution of International Grant Dollars Among Other Populations

2012

 = \$100,000



THIS PAGE HAS BEEN INTENTIONALLY LEFT BLANK.

# COMMUNITY FOUNDATION GRANTMAKING FOR LGBTQ ISSUES

In 2012, community foundations awarded \$5.5 million to LGBTQ issues, which amounted to five percent of LGBTQ funding. This is roughly steady with the \$5.6 million awarded in 2011, which also amounted to five percent of all LGBTQ funding.

Note that this section includes funding awarded by community foundations from their discretionary funding, as well as from their donor-advised funds, which are often driven by recommendations of the donor who originally established the fund.

## Top 10 Community Foundations

- 1 **New York Community Trust**  
New York, NY \$563,150
- 2 **Jewish Community Federation of San Francisco, the Peninsula, Marin and Sonoma Counties**  
San Francisco, CA \$494,860
- 3 **Boston Foundation**  
Boston, MA \$488,340
- 4 **Community Foundation of Southeastern Michigan**  
Detroit, MI \$393,397
- 5 **The Philadelphia Foundation**  
Philadelphia, PA \$314,220
- 6 **Greater Milwaukee Foundation**  
Milwaukee, WI \$253,000
- 7 **The San Francisco Foundation**  
San Francisco, CA \$249,000
- 8 **Hartford Foundation for Public Giving**  
Hartford, CT \$231,350
- 9 **Chicago Community Trust**  
Chicago, IL \$216,550
- 10 **Miami Foundation**  
Miami, FL \$204,900

## Top 10 Community Foundation Grantees

- 1 **Theater Offensive**  
Boston, MA \$353,500
- 2 **Gender Spectrum Charitable Fund**  
San Leandro, CA \$300,000
- 3 **Hartford Gay and Lesbian Health Collective**  
Hartford, CT \$181,350
- 4 **National Center for Lesbian Rights (NCLR)**  
San Francisco, CA \$164,500
- 5 **Lambda Legal Defense and Education Fund**  
New York, NY \$128,860
- 6 **William Way Community Center**  
Philadelphia, PA \$128,729
- 7 **Keshet**  
Jamaica Plain, MA \$108,000
- 8 **Kalamazoo Gay and Lesbian Resource Center**  
Kalamazoo, MI \$103,200
- 9 **Michigan AIDS Coalition**  
Detroit, MI \$102,625
- 10 **Gay & Lesbian Advocates & Defenders (GLAD)**  
Boston, MA \$100,400

# ISSUES ADDRESSED BY COMMUNITY FOUNDATIONS

In 2012, community foundations bucked the overall LGBTQ philanthropy trend of directing the majority of funding to civil rights work. Instead, community foundations invested heavily in health issues and in building community, families and visibility. Since community foundations are place-based funders, some of this difference may be attributed to the fact that most of the large civil rights advocacy organizations are national. In contrast, direct service providers working on health and building community tend to be locally focused.

## Distribution of Community Foundation Grant Dollars by Issue Addressed

2012

\$ = \$500,000

Civil Rights / Human Rights \$1,216,276 (22%)



Health \$1,287,736 (23%)



Building Community, Families, and Visibility \$1,168,162 (21%)



Education \$271,158 (5%)



Violence, Homophobia and Transphobia \$151,038 (3%)

Economic Issues \$251,291 (5%)



Other Issues \$1,145,665 (21%)

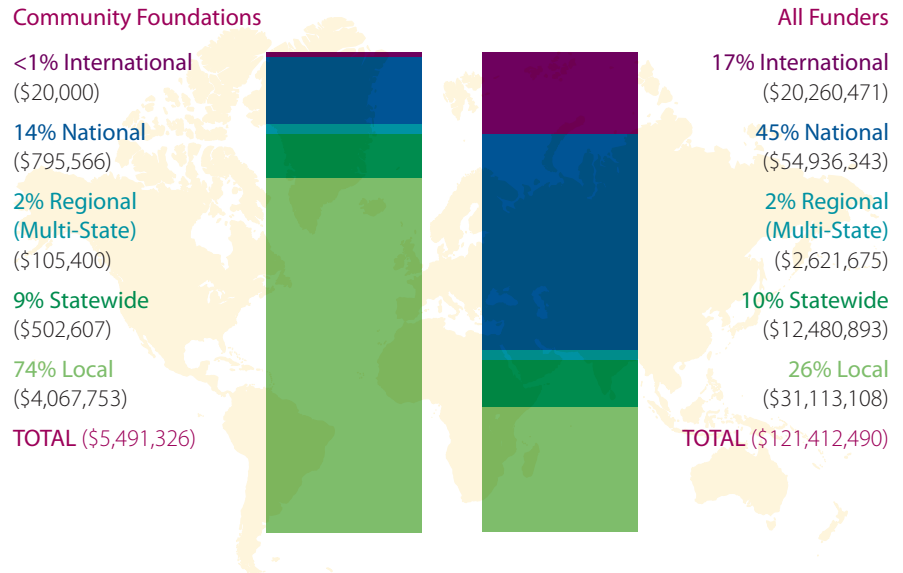


Breakdown of Issues Addressed by Community Foundations	2012 Community Foundation Grant Dollars	Percentage of Community Foundation Grantmaking	Percentage of all LGBTQ Grantmaking
Civil Rights / Human Rights	\$1,216,276	22%	47%
Health	\$1,287,736	23%	16%
Building Community, Families, and Visibility	\$1,168,162	21%	13%
Education	\$271,158	5%	6%
Violence, Homophobia, and Transphobia	\$151,038	3%	4%
Economic Issues	\$251,291	5%	3%
Other Issues	\$1,145,665	21%	10%
<b>TOTAL</b>	<b>\$5,491,326</b>		

# ■ GEOGRAPHIC FOCUS OF COMMUNITY FOUNDATIONS

Community foundations by definition collect resources from a community within a specific geographic region and then redistribute those resources to their defined community. Accordingly, over 85 percent of community foundation funding for LGBTQ issues is directed to local, regional, or statewide organizations.

## Distribution of Community Foundation Grant Dollars by Geographic Focus



### ZOOMING IN: Community Foundations and Donor Advised Funds



In many cases, a large portion of community foundation grantmaking comes from donor-advised funds. In 2012, donor-advised funds accounted for 25 percent of community foundation funding for LGBTQ issues. For the most part, the \$1.4 million from donor-advised funds mirrored the rest of community foundation funding in terms of issues addressed and geographical focus.

### ZOOMING IN: The Largest Community Foundation Grant Goes to...



The largest community foundation grant for LGBTQ issues in 2012 was a grant of \$350,000 from The Boston Foundation to the Theater Offensive, whose mission is to present the diversity of lesbian, gay, bisexual, and transgender lives in art so bold it breaks through personal isolation, challenges the status quo, and builds thriving communities.

THIS PAGE HAS BEEN INTENTIONALLY LEFT BLANK.



# CORPORATE GRANTMAKING FOR LGBTQ ISSUES

In 2012, corporate foundation support for LGBTQ issues totaled \$8.9 million (or about \$8.7 million after dollars awarded for re-granting are excluded). Just ten years ago, corporate foundations awarded approximately \$575,000 to LGBTQ issues. While corporation foundation support may constitute a relatively small portion of funding for LGBTQ issues, it is growing at the fastest clip. Between 2003 and 2012, corporate foundation support increased fifteen-fold.

In 2012, corporate foundations provided seven percent of all LGBTQ dollars, up from about six percent in 2011.

Whereas ten years ago it could be risky for a company to support LGBTQ causes, today many companies proudly support the LGBTQ community. And as more and more corporations embrace LGBTQ issues, corporate funding is an area where we might reasonably hope to see further growth in the years to come.

**NOTE:** There are many corporations giving to the LGBTQ community without an official foundation or philanthropic office and as such there are some companies not yet tracked in this tracking report. While we will continue to explore how we can best track corporate funding for the LGBTQ community, we want to acknowledge that the goodwill of companies not captured in this report can have a significant impact on national nonprofits and local community organizations. Whether the money comes from an official philanthropic arm, a marketing budget, or an in-kind donation, corporate support for LGBTQ communities warrants recognition.

## Top 10 Corporate Funders

- 
- 1 **Wells Fargo Foundation**  
San Francisco, CA \$3,562,008
  - 2 **Levi Strauss & Co. Foundation**  
San Francisco, CA \$1,710,000
  - 3 **M.A.C. AIDS Fund**  
New York, NY \$974,239
  - 4 **GE Foundation**  
Fairfield, CT \$350,000
  - 5 **Walmart Foundation**  
Bentonville, AR \$281,500
  - 6 **Otto Bremer Foundation**  
Minneapolis, MN \$275,000
  - 7 **Alphawood Foundation**  
Chicago, IL \$195,000
  - 8 **Greater Seattle Business Association**  
Seattle, WA \$182,000
  - 9 **Macy's Foundation**  
Cincinnati, OH \$139,444
  - 10 **Verizon Foundation**  
Basking Ridge, NJ \$139,240

## Top 10 Corporate Grantees

- 
- 1 **Gay & Lesbian Alliance Against Defamation (GLAAD)**  
New York, NY \$815,075
  - 2 **Los Angeles Gay and Lesbian Community Services Center**  
Los Angeles, CA \$446,105
  - 3 **Gay, Lesbian and Straight Education Network (GLSEN)**  
New York, NY \$417,849
  - 4 **Services and Advocacy for Gay, Lesbian, Bisexual & Transgender Elders (SAGE)**  
New York, NY \$400,000
  - 5 **Legacy Community Health Services**  
Houston, TX \$350,000
  - 6 **Gay Men's Health Crisis (GMHC)**  
New York, NY \$290,669
  - 7 **Human Rights Campaign Foundation**  
Washington, DC \$243,958
  - 8 **Tides Center**  
New York, NY \$242,500
  - 9 **National Gay and Lesbian Task Force**  
Washington, DC \$215,150
  - 10 **Hetrick-Martin Institute (HMI)**  
New York, NY \$177,775

## ■ ISSUES ADDRESSED BY CORPORATE FUNDERS

Forty percent of corporate foundation funding goes to LGBTQ health issues. Less than fifteen percent goes to civil rights/human rights. This represents an inverse of the percentages we see for LGBTQ grantmaking taken as a whole.

### Distribution of Corporate Grant Dollars by Issue Addressed

2012

\$ = \$500,000

Civil Rights / Human Rights \$1,097,695 (13%)



Health \$3,469,509 (40%)



Building Community, Families, and Visibility \$828,375 (10%)



Education \$706,349 (8%)



Violence, Homophobia and Transphobia \$799,075 (9%)



Economic Issues \$506,000 (6%)



Other Issues \$1,277,369 (15%)



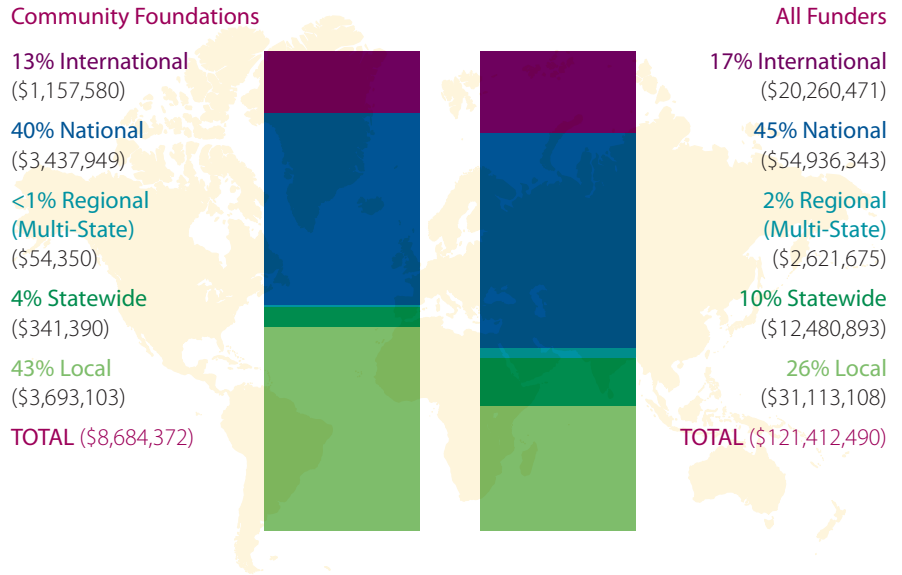
Breakdown of Issues Addressed by Corporate Funders Issue Addressed	2012 Corporate Foundation Grant Dollars	Percentage of Corporate Foundation Grantmaking	Percentage of all LGBTQ Grantmaking
Civil Rights / Human Rights	\$1,097,695	13%	47%
Health	\$3,469,509	40%	16%
Building Community, Families, and Visibility	\$828,375	10%	13%
Education	\$706,349	8%	6%
Violence, Homophobia, and Transphobia	\$799,075	9%	4%
Economic Issues	\$506,000	6%	3%
Other Issues	\$1,277,369	15%	10%
<b>TOTAL</b>	<b>\$8,684,372</b>		

# ■ GEOGRAPHIC FOCUS OF CORPORATE FUNDERS

Over 40 percent of funding from corporate foundations went to support nonprofits working in their local communities. Nearly 40 percent of funding from corporate foundations went to support nationally focused nonprofits.

This geographic distribution of corporate foundation funding for LGBTQ issues is notable, because, in comparison to other funders, corporate foundations seem to favor awarding grants to non-profits working within the local community while national nonprofits see the bulk of LGBTQ funding overall.

Distribution of Corporate Grant Dollars by Geographic Focus



## ZOOMING IN: Corporate Foundation Support for Addressing HIV/AIDS in LGBTQ Communities

In 2012, over 25% of HIV/AIDS funding targeting LGBTQ communities came from corporate funders. The Levi Strauss & Co. Foundation alone awarded over half of the nearly \$2.5 million granted by corporations to support HIV/AIDS prevention and services for LGBTQ communities.

THIS PAGE HAS BEEN INTENTIONALLY LEFT BLANK.

# PRIVATE FOUNDATION GRANTMAKING FOR LGBTQ ISSUES

In 2012, private foundations awarded \$68.4 million for LGBTQ issues, a decrease of about \$5.5 million from 2011.

Nevertheless, private foundations continue to represent the largest slice of LGBTQ philanthropy, with their grantmaking constituting approximately 52 percent of LGBTQ funding in 2012. (Note that after re-granting dollars are excluded, private foundations awarded about \$62.2 million, which is the total you'll see in other portions of this section.)

Gay and lesbian private foundation giving decreased by \$5 million in 2012 whereas funding from non-LGBT-specific private foundations increased by more than \$1.5 million. The dip in the gay and lesbian private foundation category is almost entirely due to the Arcus Foundation's temporary \$8-million decrease in grantmaking. Excluding Arcus, funding from gay and lesbian private foundations increased slightly, as did overall private foundation funding for LGBTQ issues.

## Top 10 Gay and Lesbian Private Foundations

- 1 **Gill Foundation**  
Denver, CO \$8,889,520
- 2 **Arcus Foundation**  
New York, NY \$8,176,586
- 3 **H. van Ameringen Foundation**  
New York, NY \$3,078,500
- 4 **Calamus Foundation, Inc.**  
New York, NY \$2,406,000
- 5 **David Bohnett Foundation**  
New York, NY \$2,156,262
- 6 **Kevin J. Mossier Foundation**  
Edina, MN \$1,961,569
- 7 **Keith Haring Foundation**  
New York, NY \$1,162,500
- 8 **Bruce Bastian Foundation**  
Orem, UT \$953,500
- 9 **Paul Rapoport Foundation**  
New York, NY \$727,800
- 10 **Amy Mandel & Katina Rodis Fund**  
Asheville, NC \$542,025

## Top 10 Non-LGBTQ Private Foundations

- 1 **Ford Foundation**  
New York, NY \$11,447,491
- 2 **Evelyn & Walter Haas, Jr. Fund**  
San Francisco, CA \$5,585,500
- 3 **Open Society Foundations**  
New York, NY \$5,030,385
- 4 **The California Endowment**  
Los Angeles, CA \$1,519,818
- 5 **Harry and Jeanette Weinberg Foundation**  
Owings Mills, MD \$655,500
- 6 **Houston Endowment**  
Houston, TX \$480,000
- 7 **Bill & Melinda Gates Foundation**  
Seattle, WA \$400,000
- 8 **Johnson Family Foundation**  
New York, NY \$385,150
- 9 **James Irvine Foundation**  
San Francisco, CA \$359,400
- 10 **Overbrook Foundation**  
New York, NY \$346,153

## Top 10 Private Foundation Grantees

- 1 **National Gay and Lesbian Task Force**  
New York, NY \$2,468,900
- 2 **Services and Advocacy for Gay, Lesbian, Bisexual & Transgender Elders (SAGE)**  
New York, NY \$2,343,000
- 3 **Freedom To Marry**  
New York, NY \$2,092,253
- 4 **National Center for Lesbian Rights (NCLR)**  
San Francisco, CA \$1,508,050
- 5 **Center For American Progress (CAP)**  
Washington, DC \$1,410,000
- 6 **Lambda Legal Defense and Education Fund**  
New York, NY \$1,364,100
- 7 **Gay and Lesbian Victory Institute**  
Washington, DC \$1,267,000
- 8 **Political Research Associates**  
Somerville, MA \$1,200,000
- 9 **Williams Institute of the University of California – Los Angeles**  
Los Angeles, CA \$1,116,200
- 10 **In The Life Media**  
New York, NY \$1,102,000

# ISSUES ADDRESSED BY PRIVATE FOUNDATIONS

Almost half of all private foundation funding for LGBTQ issues went to addressing civil rights or human rights. In 2012, private foundations were less likely than other funders to award health-related grants but more likely to award grants that focused on building community, families, and visibility.

## Distribution of Private Foundation Grant Dollars by Issue Addressed

2012

\$ = \$500,000

Civil Rights / Human Rights \$30,822,775 (49%)



Health \$6,558,386 (11%)



Building Community, Families, and Visibility \$9,766,361 (16%)



Education \$2,388,750 (4%)



Violence, Homophobia and Transphobia \$1,814,579 (3%)



Economic Issues \$2,741,350 (4%)



Other Issues \$8,176,896 (13%)



Breakdown of Issues Addressed by Private Foundations	2012 Private Foundation Grant Dollars	Percentage of Private Foundation Grantmaking	Percentage of all LGBTQ Grantmaking
Civil Rights / Human Rights	\$30,822,775	49%	47%
Health	\$6,558,386	11%	16%
Building Community, Families, and Visibility	\$9,766,361	16%	13%
Education	\$2,388,750	4%	6%
Violence, Homophobia, and Transphobia	\$1,814,579	3%	4%
Economic Issues	\$2,741,350	4%	3%
Other Issues	\$8,176,896	13%	10%
<b>TOTAL</b>	<b>\$62,269,097</b>		

# ■ GEOGRAPHIC FOCUS OF PRIVATE FOUNDATIONS

The distribution of funding by private foundations very closely matches that of all LGBTQ grantmaking — which is not surprising since private foundation giving adds up to over half of all LGBTQ funding. Nearly half of private foundation funding goes to national non-profit organizations and nearly a quarter goes to local non-profit organizations.

## Distribution of Private Foundation Grant Dollars by Geographic Focus



### ZOOMING IN: Private Foundations and Marriage Equality

In 2012, nearly 60 percent of foundation funding for marriage equality came from private foundations with nearly 20 percent of funding for marriage equality coming from the Evelyn & Walter Haas, Jr. Fund.

THIS PAGE HAS BEEN INTENTIONALLY LEFT BLANK.



# PUBLIC FUNDER GRANTMAKING FOR LGBTQ ISSUES

In 2012, public funders awarded about \$30 million for LGBTQ issues, which amounted to about 23 percent of all LGBTQ funding. Note that this category includes public foundations founded by and for LGBTQ communities, as well as other public foundations and intermediaries that raise funds and award grants in a range of program areas. It also includes nonprofit organizations whose activities include awarding grants to other nonprofits.

As in past years, LGBTQ funding from public funders was fairly evenly split between funders rooted in the LGBTQ community and other funders. Specifically, LGBTQ public funders awarded nearly \$15 million, and other public funders awarded more than \$15 million. Overall, LGBTQ grantmaking by public funders increased by nearly 20 percent from its \$25.8 million total in 2011.

About one-third of LGBTQ funding awarded by public funders consists of “re-grants” originally from private foundations and corporations, who sometimes work through public funders as intermediaries.

## Top 10 LGBTQ Public Funders

- 1 **Pride Foundation**  
Seattle, WA \$5,163,871
- 2 **Elton John AIDS Foundation**  
New York, NY \$2,192,281
- 3 **Astraea Lesbian Foundation for Justice**  
New York, NY \$1,144,324
- 4 **Human Rights Campaign Foundation**  
Washington, DC \$1,099,435
- 5 **Horizons Foundation**  
San Francisco, CA \$1,086,857
- 6 **Black Tie Dinner**  
Dallas, TX \$910,406
- 7 **American Institute of Bisexuality**  
West Hollywood, CA \$697,251
- 8 **Point Foundation**  
Chicago, IL \$641,009
- 9 **Stonewall Community Foundation**  
New York, NY \$565,578
- 10 **Our Fund**  
Fort Lauderdale, FL \$288,802

## Top 10 Non-LGBTQ Public Funders

- 1 **Tides Foundation**  
San Francisco, CA \$2,719,326
- 2 **American Jewish World Service**  
New York, NY \$2,221,003
- 3 **Proteus Fund**  
Amherst, MA \$1,817,000
- 4 **Public Interest Projects**  
New York, NY \$1,095,000
- 5 **Komen Foundation, Susan G.**  
Dallas, TX \$1,069,999
- 6 **Heartland Alliance for Human Needs & Human Rights**  
Chicago, IL \$1,050,681
- 7 **Liberty Hill Foundation**  
Los Angeles, CA \$773,960
- 8 **amfAR, Foundation for AIDS Research**  
New York, NY \$735,672
- 9 **Jewish Communal Fund**  
New York, NY \$602,978
- 10 **AIDS United (formerly National AIDS Fund)**  
Washington, DC \$546,668

## Top 10 Public Funder Grantees

- 1 **Lambda Legal Defense and Education Fund**  
New York, NY \$1,613,601
- 2 **Freedom To Marry**  
New York, NY \$1,079,000
- 3 **Gay & Lesbian Alliance Against Defamation (GLAAD)**  
New York, NY \$1,068,841
- 4 **National Gay and Lesbian Task Force**  
Washington, DC \$928,766
- 5 **Gay, Lesbian and Straight Education Network**  
New York, NY \$896,9277
- 6 **Gay & Lesbian Advocates & Defenders**  
Boston, MA \$757,300
- 7 **Human Rights Campaign Foundation**  
Washington, DC \$561,500
- 8 **Equality Federation Institute**  
San Francisco, CA \$496,000
- 9 **Anonymous**  
Various Locations \$492,871
- 10 **Pride Foundation**  
Seattle, WA \$365,500

# ISSUES ADDRESSED BY PUBLIC FUNDERS

Nearly half of the funding from public funds went to civil rights/human rights work, mirroring the overall picture of all LGBTQ grantmaking. There were some slight differences: compared to all LGBTQ grantmaking, public funds tended to provide a greater share of funding for health, education, and violence, homophobia, and transphobia, and a slightly smaller share for building community, families, and visibility.

## Distribution of Public Funder Grant Dollars by Issue Addressed

2012

\$ = \$500,000

Civil Rights / Human Rights \$13,976,510 (47%)



Health \$7,047,477 (24%)



Building Community, Families, and Visibility \$2,260,236 (8%)



Education \$2,654,378 (9%)



Violence, Homophobia and Transphobia \$2,226,604 (7%)



Economic Issues \$472,417 (2%)



Other Issues \$1,265,672 (4%)



Breakdown of Issues Addressed by Public Funders	2012 Public Fund Grant Dollars	Percentage of Public Fund Grantmaking	Percentage of all LGBTQ Grantmaking
Civil Rights / Human Rights	\$13,976,510	47%	47%
Health	\$7,047,477	24%	16%
Building Community, Families, and Visibility	\$2,260,236	8%	13%
Education	\$2,654,378	9%	6%
Violence, Homophobia, and Transphobia	\$2,226,604	7%	4%
Economic Issues	\$472,417	2%	3%
Other Issues	\$1,265,672	4%	10%
<b>TOTAL</b>	<b>\$29,903,294</b>		

# ■ GEOGRAPHIC FOCUS OF PUBLIC FUNDERS

The majority of public fund support for LGBTQ issues went to national organizations. However, at 38.8 percent, the percentage awarded to national organizations from public funds is smaller than the 45.2 percent share of all LGBTQ grantmaking awarded to national organizations. Public funds were slightly more inclined to support international and statewide work.

Distribution of Public Funder Grant Dollars by Geographic Focus



## ZOOMING IN: Public Funds and Donor Advised Funds

Like community foundations, public funds can host donor-advised funds. In 2012, donor-advised funds at public funds awarded \$5.5 million to LGBTQ issues. This amounted to 19.5 percent of public fund support for LGBTQ issues. For LGBTQ-specific public funds, donor -advised fund giving amounted to \$1.4 million or less than 10 percent of LGBTQ public fund giving to LGBTQ issues.

THIS PAGE HAS BEEN INTENTIONALLY LEFT BLANK.

# APPENDIX

## 2012 LIST OF LGBTQ GRANTMAKERS IN THE U.S.

Foundation Name	Total Grants	Direct Grant Dollars	Regranting Dollars	Total Dollars
3M Foundation	2	\$20,000.00		\$20,000.00
Aaroe Associates Charitable Foundation	2	\$2,750.00		\$2,750.00
Adam Foundation	5	\$9,000.00		\$9,000.00
AHS Foundation	3	\$50,000.00		\$50,000.00
AIDS United (formerly National AIDS Fund)	4	\$546,668.00		\$546,668.00
Akron Community Foundation	9	\$26,900.00		\$26,900.00
Alcoa Foundation	2	\$55,000.00		\$55,000.00
Allstate Foundation	11	\$59,000.00		\$59,000.00
Alphawood Foundation	7	\$195,000.00		\$195,000.00
American Express Company & Foundation	1	\$35,000.00		\$35,000.00
American Institute of Bisexuality	10	\$697,251.00		\$697,251.00
American Jewish World Service	69	\$2,221,003.00		\$2,221,003.00
American Psychological Foundation/LGBT Research Scholarships	2	\$27,000.00		\$27,000.00
amFAR, Foundation for AIDS Research	44	\$735,672.00		\$735,672.00
Andersen Foundation, Hugh J.	2	\$9,500.00		\$9,500.00
Anderson Prize Foundation	3	\$40,000.00		\$40,000.00
Andonios Foundation	2	\$10,250.00		\$10,250.00
Andrus Family Foundation	3	\$212,000.00		\$212,000.00
Annenberg Foundation	3	\$60,100.00		\$60,100.00
Anonymous (Multiple Funders)	67	\$14,805,810.00	\$5,590,000.00	\$20,395,810.00
Anschutz Family Foundation	2	\$10,000.00		\$10,000.00
Ansin Foundation, Ronald M.	12	\$174,248.00		\$174,248.00
Appalachian Community Fund	1	\$1,500.00		\$1,500.00
Aqua Foundation for Women	8	\$103,000.00		\$103,000.00
Arcus Foundation	75	\$7,568,586.00	\$608,000.00	\$8,176,586.00
ARIA Foundation	7	\$185,000.00		\$185,000.00
Arizona Community Foundation	2	\$26,500.00		\$26,500.00
Asian Americans/Pacific Islanders in Philanthropy	10	\$140,500.00		\$140,500.00
Asian Pacific Community Fund	1	\$5,000.00		\$5,000.00
Astraea Lesbian Foundation for Justice	111	\$1,144,324.00		\$1,144,324.00
Atwater Kent Foundation	3	\$1,200.00		\$1,200.00

Foundation Name	Total Grants	Direct Grant Dollars	Regranting Dollars	Total Dollars
Austin Foundation, Sidley	6	\$49,800.00		\$49,800.00
Babson Charitable Foundation, Susan A. & Donald P.	8	\$42,454.00		\$42,454.00
Babson Foundation, Paul and Edith	2	\$15,000.00		\$15,000.00
Bader Foundation, Helen	1	\$50,000.00		\$50,000.00
Baker Brook Foundation	2	\$2,000.00		\$2,000.00
Bank of New York Mellon Corporate Giving Program	1	\$10,000.00		\$10,000.00
Banks Foundation, William and Karin	1	\$8,000.00		\$8,000.00
Barra Foundation	1	\$2,000.00		\$2,000.00
Bastian Foundation, B. W.	46	\$953,500.00		\$953,500.00
Bellinzoni Foundation, Arthur J.	1	\$3,500.00		\$3,500.00
Ben & Jerry's Foundation	2	\$30,000.00		\$30,000.00
Berks County Community Foundation	1	\$6,056.00		\$6,056.00
Bernstein Memorial Foundation, Morey	2	\$1,500.00		\$1,500.00
Bigelow Foundation, F.R.	1	\$30,000.00		\$30,000.00
Blachford-Cooper Foundation	9	\$159,200.00		\$159,200.00
Black Tie Dinner	14	\$910,406.00		\$910,406.00
Blaustein Foundation, Morton K. and Jane	1	\$40,000.00		\$40,000.00
Blowitz-Ridgeway Foundation	1	\$1,000.00		\$1,000.00
Blue Shield of CA Foundation	4	\$118,000.00		\$118,000.00
Bohemian Foundation	3	\$37,500.00		\$37,500.00
Bohnett Foundation, David	110	\$2,156,261.96		\$2,156,261.96
Booth Ferris Foundation	1	\$100,000.00		\$100,000.00
Borick Foundation, Louis L.	1	\$25,000.00		\$25,000.00
Boston Foundation	41	\$480,840.00	\$7,500.00	\$488,340.00
Boston Women's Fund	1	\$20,000.00		\$20,000.00
Bread and Roses Community Fund	8	\$20,000.00		\$20,000.00
Bright Mountain Foundation	1	\$5,000.00		\$5,000.00
Brooklyn Community Foundation	3	\$40,000.00		\$40,000.00
Brother Help Thyself	31	\$60,319.00		\$60,319.00
Brown Foundation, Arch and Bruce	4	\$4,000.00		\$4,000.00
Buck Foundation, Peter and Carmen Lucia	3	\$70,000.00		\$70,000.00
Burk Fund, Henrietta Lange	1	\$20,000.00		\$20,000.00
Burnham Charitable Trust, Margaret	1	\$1,000.00		\$1,000.00
Burstein Family Foundation	2	\$1,180.00		\$1,180.00
Cafritz Foundation, Morris and Gwendolyn	2	\$40,000.00		\$40,000.00
Calamus Foundation (Delaware)	5	\$70,000.00	\$30,000.00	\$100,000.00
Calamus Foundation, Inc. (New York)	25	\$2,406,000.00		\$2,406,000.00

Foundation Name	Total Grants	Direct Grant Dollars	Regranting Dollars	Total Dollars
California Community Foundation	18	\$113,122.00		\$113,122.00
California Endowment	26	\$1,447,782.00	\$72,036.00	\$1,519,818.00
California Wellness Foundation	2	\$210,000.00		\$210,000.00
Cape Cod Foundation, The	10	\$12,250.00		\$12,250.00
Capital Group Companies Charitable Foundation	25	\$72,000.00		\$72,000.00
Carpenter Foundation, E. Rhodes and Leona B.	2	\$65,000.00		\$65,000.00
Carsey Family Foundation	1	\$50,000.00		\$50,000.00
Caruso Foundation, Frank and Ruth E.	3	\$42,500.00		\$42,500.00
Casey Foundation, Marguerite	1	\$10,000.00		\$10,000.00
Caterpillar Foundation	2	\$15,000.00		\$15,000.00
Center for Lesbian and Gay Studies	6	\$30,500.00		\$30,500.00
Chaiken Foundation, Donald and Carole	4	\$90,000.00		\$90,000.00
Chesley Foundation, Robert	1	\$500.00		\$500.00
Chicago Bar Foundation	1	\$5,000.00		\$5,000.00
Chicago Community Trust	13	\$216,550.00		\$216,550.00
Chicago Foundation for Women	7	\$47,000.00		\$47,000.00
Chinook Fund	1	\$4,690.00		\$4,690.00
Coastal Community Foundation of South Carolina	2	\$7,000.00		\$7,000.00
Coca-Cola Foundation	1	\$100,000.00		\$100,000.00
Colin Higgins Foundation	3	\$30,000.00		\$30,000.00
Collingwood Foundation	11	\$203,500.00		\$203,500.00
Collins Foundation	1	\$25,000.00		\$25,000.00
Columbia Foundation	6	\$103,000.00	\$20,000.00	\$123,000.00
Common Stream	2	\$30,000.00		\$30,000.00
Communities Foundation of Texas	5	\$25,670.00		\$25,670.00
Community Foundation of Southeastern Michigan	45	\$393,397.00		\$393,397.00
Community Foundation for Greater Atlanta, The	1	\$900.00		\$900.00
Community Foundation for Northeast Florida	9	\$69,300.00		\$69,300.00
Community Foundation for Southern Arizona	16	\$48,500.00		\$48,500.00
Community Foundation for the Fox Valley Region	2	\$22,500.00		\$22,500.00
Community Foundation for the National Capital Region	4	\$13,500.00		\$13,500.00
Community Foundation of Broward	4	\$73,647.00		\$73,647.00
Community Foundation of Greater Fort Wayne	1	\$2,000.00		\$2,000.00
Community Foundation of Greater Greensboro	3	\$27,163.00		\$27,163.00
Community Foundation of Louisville	2	\$2,000.00		\$2,000.00
Community Foundation of Middle Tennessee	2	\$13,040.00		\$13,040.00
Community Foundation Santa Cruz County	11	\$41,595.00		\$41,595.00

Foundation Name	Total Grants	Direct Grant Dollars	Regranting Dollars	Total Dollars
Community Foundation of the Florida Keys	1	\$2,500.00		\$2,500.00
Community Foundation of Western Massachusetts	1	\$2,000.00		\$2,000.00
Community Foundation Serving Boulder County	21	\$73,000.00		\$73,000.00
Connecticut Health Foundation	1	\$5,000.00		\$5,000.00
Consumer Health Foundation	1	\$30,000.00		\$30,000.00
Crawford Idema Family Foundation	1	\$22,500.00		\$22,500.00
Cream City Foundation	18	\$77,035.00		\$77,035.00
Credo	2	\$131,566.00		\$131,566.00
Crossroads Fund	8	\$31,000.00		\$31,000.00
Cummings Foundation	1	\$100,000.00		\$100,000.00
Cummings Foundation, Nathan	3	\$275,000.00		\$275,000.00
Dallas Women's Foundation	2	\$15,000.00		\$15,000.00
Day Foundation, Doris & Victor	1	\$3,268.00		\$3,268.00
DC Center for LGBT Community	6	\$10,000.00		\$10,000.00
DeCamp Foundation, Ira	1	\$40,000.00		\$40,000.00
Dechman Foundation, David A.	2	\$60,000.00		\$60,000.00
Delaware Community Foundation	1	\$5,000.00		\$5,000.00
Delaware Valley Legacy Fund	6	\$25,355.00		\$25,355.00
Denver Foundation	10	\$59,700.00		\$59,700.00
District of Columbia Bar Foundation	1	\$175,000.00		\$175,000.00
Dobkin Family Foundation	2	\$15,000.00		\$15,000.00
Driscoll's Charitable Fund	1	\$1,000.00		\$1,000.00
duPont Fund, Jessie Ball	1	\$35,000.00		\$35,000.00
Dyson Foundation	3	\$105,000.00		\$105,000.00
East Bay Community Foundation	3	\$17,500.00		\$17,500.00
Educational Foundation of America	7	\$205,000.00		\$205,000.00
Eileen Fisher Corporate Giving Program	1	\$20,000.00		\$20,000.00
Elizabeth Taylor HIV/AIDS Foundation	1	\$8,000.00		\$8,000.00
Elton John AIDS Foundation	32	\$1,792,281.00	\$400,000.00	\$2,192,281.00
Equity Foundation	128	\$149,491.56		\$149,491.56
Esmond Harmsworth 1997 Charitable Foundation	9	\$233,333.00		\$233,333.00
Espoir Foundation	1	\$—	\$188,370.00	\$188,370.00
Fels Fund, Samuel S	1	\$15,000.00		\$15,000.00
Field Foundation of Illinois	3	\$35,000.00		\$35,000.00
Five Bridges Foundation	1	\$10,000.00		\$10,000.00
Ford Foundation	39	\$9,536,491.00	\$1,911,000.00	\$11,447,491.00
Foundation for a Just Society	1	\$10,000.00		\$10,000.00



Foundation Name	Total Grants	Direct Grant Dollars	Regranting Dollars	Total Dollars
Foundation for the Carolinas	21	\$110,000.00		\$110,000.00
Frameline	5	\$21,000.00		\$21,000.00
Francis Family Foundation	1	\$10,000.00		\$10,000.00
Freedom to Marry	7	\$221,000.00		\$221,000.00
Freeman Foundation	8	\$113,000.00		\$113,000.00
Fund for Global Human Rights	27	\$534,576.00		\$534,576.00
Fund for New Jersey	1	\$75,000.00		\$75,000.00
Fund for Santa Barbara	4	\$46,000.00		\$46,000.00
Funding Exchange	22	\$307,500.00	\$50,000.00	\$357,500.00
Gamma Mu Foundation	12	\$69,500.00		\$69,500.00
Gannett Foundation	1	\$2,000.00		\$2,000.00
Gartner Family Foundation	1	\$10,000.00		\$10,000.00
Gates Foundation, Bill & Melinda	1	\$—	\$400,000.00	\$400,000.00
GE Foundation	1	\$350,000.00		\$350,000.00
Geffen Foundation, The David	18	\$246,000.00		\$246,000.00
General Mills Foundation	5	\$50,000.00		\$50,000.00
General Service Foundation	1	\$10,000.00		\$10,000.00
Genius Charitable Trust, Elizabeth Morse	3	\$210,000.00		\$210,000.00
Georgia Power Foundation	1	\$2,500.00		\$2,500.00
Gerbic Family Foundation, Edward and Verna	1	\$1,000.00		\$1,000.00
Gerbode Foundation, Wallace Alexander	1	\$25,000.00		\$25,000.00
Gesso Foundation	5	\$35,000.00		\$35,000.00
Gildersleeve International Fund, Virginia	1	\$7,000.00		\$7,000.00
Gill Foundation	112	\$7,759,520.00	\$1,130,000.00	\$8,889,520.00
Gilmore Foundation, Irving	2	\$45,000.00		\$45,000.00
GLMA (formerly Gay and Lesbian Medical Association)	4	\$37,059.00		\$37,059.00
Global Fund for Women	30	\$496,500.00		\$496,500.00
Greater Kansas City Community Foundation	1	\$100,000.00		\$100,000.00
Greater Milwaukee Foundation	21	\$253,000.00		\$253,000.00
Greater New Orleans Foundation	7	\$23,208.00		\$23,208.00
Greater Seattle Business Association	1	\$182,000.00		\$182,000.00
Greater Worcester Community Foundation	1	\$18,000.00		\$18,000.00
Guilford Green Foundation	14	\$36,150.00		\$36,150.00
Haas Fund, Walter & Elise	10	\$242,990.00		\$242,990.00
Haas Jr. Fund, Evelyn & Walter	57	\$4,485,500.00	\$1,100,000.00	\$5,585,500.00
Hagedorn Fund	1	\$20,000.00		\$20,000.00
Haring Foundation, Keith	9	\$1,162,500.00		\$1,162,500.00

Foundation Name	Total Grants	Direct Grant Dollars	Regranting Dollars	Total Dollars
Harter Charitable Trust, John Burton	1	\$12,000.00		\$12,000.00
Hartford Foundation for Public Giving	6	\$231,350.00		\$231,350.00
Hawaii People's Fund	5	\$13,073.00		\$13,073.00
Hayden Foundation, Charles	1	\$40,000.00		\$40,000.00
Headwaters Fund for Justice	8	\$41,846.00		\$41,846.00
Health Foundation of Greater Indianapolis	1	\$20,000.00		\$20,000.00
Healthcare Foundation of NJ	2	\$200,000.00		\$200,000.00
Healthcare Georgia Foundation	1	\$50,000.00		\$50,000.00
Hearst Foundation, William Randolph	1	\$50,000.00		\$50,000.00
Heart & Hand Foundation	5	\$16,500.00		\$16,500.00
Hearthstone Foundation	2	\$1,800.00		\$1,800.00
Heartland Alliance for Human Needs & Human Rights	23	\$1,050,681.00		\$1,050,681.00
Heinz Endowment	1	\$12,000.00		\$12,000.00
Helene Foundation	1	\$5,000.00		\$5,000.00
Hermes Foundation	1	\$10,000.00		\$10,000.00
Hewlett Foundation, William and Flora	1	\$105,000.00		\$105,000.00
Hilles Fund, Allen	1	\$4,000.00		\$4,000.00
Hillman Family Foundations	1	\$1,000.00		\$1,000.00
Hill-Snowdon Foundation	1	\$2,000.00		\$2,000.00
Hollyfield Foundation	14	\$56,733.00	\$10,000.00	\$66,733.00
Homeless Assistance Fund	1	\$40,000.00		\$40,000.00
Horizons Foundation	243	\$1,038,907.00	\$47,950.00	\$1,086,857.00
Hostetter, Mark D. and Habib, Alexander N. Foundation	4	\$95,000.00		\$95,000.00
Houston Endowment	2	\$480,000.00		\$480,000.00
Human Rights Campaign Foundation	9	\$1,099,435.00		\$1,099,435.00
Hunt Foundation, Roy A.	1	\$7,500.00		\$7,500.00
Hyams Foundation	3	\$56,000.00		\$56,000.00
Intuit Foundation	11	\$3,895.00		\$3,895.00
Irvine, James Foundation	11	\$359,400.00		\$359,400.00
Jacobs Foundation, Carl	2	\$10,000.00		\$10,000.00
Jewish Communal Fund	5	\$602,978.00		\$602,978.00
Jewish Community Federation of San Francisco, the Peninsula, Marin and Sonoma Counties	9	\$494,860.00		\$494,860.00
Johnson & Johnson Family of Companies Foundation	1	\$25,000.00		\$25,000.00
Johnson Family Foundation	15	\$283,150.00	\$102,000.00	\$385,150.00
Johnson Foundation, Robert Wood	1	\$334,800.00		\$334,800.00
Kalamazoo Community Foundation	9	\$141,350.00		\$141,350.00
Katz Family Foundation	1	\$25,000.00		\$25,000.00

Foundation Name	Total Grants	Direct Grant Dollars	Regranting Dollars	Total Dollars
Kauffman Foundation, Muriel McBrien	1	\$10,000.00		\$10,000.00
Keith Foundation, Ben E.	1	\$20,000.00		\$20,000.00
Kellett, John Steven Foundation	5	\$6,890.00		\$6,890.00
Kerr Foundation, William A.	5	\$66,000.00		\$66,000.00
Kish Foundation, John C.	2	\$22,608.00		\$22,608.00
Knight Foundation, John S. and James L.	1	\$30,000.00		\$30,000.00
Koffman and Lorraine Bates Family Fund, Betsy	1	\$18,000.00		\$18,000.00
Komen Foundation, Susan G.	25	\$1,069,999.00		\$1,069,999.00
Kroger Co. Foundation	1	\$5,000.00		\$5,000.00
La Crosse Community Foundation	2	\$1,895.00		\$1,895.00
Langeloth Foundation, Jacob and Valerie	1	\$15,000.00		\$15,000.00
Larsen, John Foundation	7	\$120,500.00		\$120,500.00
League Foundation	7	\$12,500.00		\$12,500.00
Leeway Foundation	10	\$62,500.00		\$62,500.00
Levi Strauss & Co. Foundation	41	\$1,710,000.00		\$1,710,000.00
Liberty Hill Foundation	53	\$773,960.00		\$773,960.00
Lily Auchincloss Foundation	1	\$20,000.00		\$20,000.00
Logan Foundation, Reva and David	1	\$10,000.00		\$10,000.00
LTR Lewis Cloverdale Foundation, Inc.	4	\$80,000.00		\$80,000.00
M.A.C. AIDS Fund	13	\$974,239.00		\$974,239.00
MacArthur Foundation, John D. and Catherine T.	1	\$15,000.00		\$15,000.00
Macy's Foundation	41	\$139,444.00		\$139,444.00
Maine Community Foundation	6	\$33,500.00		\$33,500.00
Maine Initiatives	1	\$2,000.00		\$2,000.00
Maine Women's Fund	1	\$5,500.00		\$5,500.00
Maltz Family Foundation, Milton and Tamar	1	\$130,000.00		\$130,000.00
Mancini Foundation, Wesley	1	\$2,000.00		\$2,000.00
Mandel & Katina Rodis Fund, Amy	23	\$372,025.00	\$170,000.00	\$542,025.00
Marcus Foundation, Grace & Alan	4	\$7,500.00		\$7,500.00
Mardag Foundation	1	\$10,000.00		\$10,000.00
McCarthy, Foundation, Brian A.	5	\$290,000.00		\$290,000.00
McCrinkle Foundation, Joseph F.	2	\$5,500.00		\$5,500.00
McKenzie River Gathering	4	\$20,000.00		\$20,000.00
McNeil Foundation, Colonel Stanley R.	1	\$15,000.00		\$15,000.00
MetLife Foundation	3	\$110,000.00		\$110,000.00
Meyer Foundation, Eugene and Agnes E.	1	\$30,000.00		\$30,000.00
Meyer Memorial Trust	1	\$15,000.00		\$15,000.00

Foundation Name	Total Grants	Direct Grant Dollars	Regranting Dollars	Total Dollars
Miami Foundation	22	\$204,900.00		\$204,900.00
Miller Foundation, Herman and Frieda L.	3	\$110,000.00		\$110,000.00
Minneapolis Foundation, The	20	\$192,700.00		\$192,700.00
Minnesota Community Foundation	1	\$10,000.00		\$10,000.00
Missouri Foundation for Health	2	\$154,013.00		\$154,013.00
Monell Foundation, Ambrose	1	\$25,000.00		\$25,000.00
Moonwalk Fund, Silva Watson	6	\$55,000.00		\$55,000.00
Moriah Fund	2	\$35,000.00		\$35,000.00
Morrison & Foerster Foundation	6	\$21,500.00		\$21,500.00
Morrow Foundation, Allan	1	\$193,799.00		\$193,799.00
Mossier, Kevin J., Foundation	29	\$1,921,569.00	\$40,000.00	\$1,961,569.00
Ms Foundation for Women	1	\$2,500.00		\$2,500.00
Mukti Fund	16	\$271,500.00		\$271,500.00
Neidich & Brooke Garber Foundation, Daniel M.	1	\$2,475.00		\$2,475.00
New Israel Fund	11	\$283,021.00		\$283,021.00
New Mexico Community Foundation	2	\$19,500.00		\$19,500.00
New Prospect Foundation	1	\$50,000.00		\$50,000.00
New York Community Trust	14	\$563,150.00		\$563,150.00
New York Foundation	4	\$177,500.00		\$177,500.00
New York Life Foundation	3	\$54,300.00		\$54,300.00
New York Women's Foundation	6	\$325,000.00		\$325,000.00
Newpol Foundation	7	\$71,750.00		\$71,750.00
Noble Charitable Trust, John H. and Ethel G.	1	\$50,000.00		\$50,000.00
Noonan Memorial Fund, Deborah Munroe	1	\$10,000.00		\$10,000.00
North Fork Women for Women Fund	1	\$16,025.00		\$16,025.00
North Star Fund	6	\$28,000.00		\$28,000.00
Offield Family Foundation	1	\$25,000.00		\$25,000.00
Open Meadows Foundation	6	\$6,710.00		\$6,710.00
Open Society Foundations	72	\$4,883,585.00	\$146,800.00	\$5,030,385.00
Oregon Community Foundation	6	\$111,000.00		\$111,000.00
Otto Bremer Foundation	5	\$275,000.00		\$275,000.00
Our Fund	108	\$288,802.00		\$288,802.00
Overbrook Foundation	13	\$266,153.00	\$80,000.00	\$346,153.00
Pacific Pioneer Fund	2	\$13,000.00		\$13,000.00
Palette Fund	10	\$185,500.00	\$125,012.00	\$310,512.00
Palm Foundation, Michael	1	\$50,000.00		\$50,000.00
Parsons Foundation, Ralph M.	1	\$50,000.00		\$50,000.00

Foundation Name	Total Grants	Direct Grant Dollars	Regranting Dollars	Total Dollars
Paso del Norte Health Foundation	2	\$130,267.00		\$130,267.00
Pelham Foundation, Jean T. and Heyward G.	1	\$5,000.00		\$5,000.00
PFLAG National Scholarship Program	1	\$43,000.00		\$43,000.00
PFLAG/HATCH Youth Scholarship Foundation	1	\$40,683.00		\$40,683.00
Pfund Foundation	18	\$104,700.00		\$104,700.00
Philadelphia Foundation	34	\$314,220.00		\$314,220.00
Phillips Family Foundation, Jay & Rose	6	\$83,200.00		\$83,200.00
PNC Foundation	9	\$70,350.00		\$70,350.00
Point Foundation	1	\$641,009.00		\$641,009.00
Polk Bros. Foundation	4	\$135,000.00		\$135,000.00
Polo Ralph Lauren Foundation	1	\$10,000.00		\$10,000.00
Potlatch Fund	1	\$5,000.00		\$5,000.00
Pride Foundation	221	\$5,163,871.00		\$5,163,871.00
Proteus Fund	10	\$1,817,000.00		\$1,817,000.00
Prudential Foundation	24	\$14,330.00		\$14,330.00
Public Interest Projects	20	\$1,095,000.00		\$1,095,000.00
Rapoport Foundation, The Paul	7	\$727,800.00		\$727,800.00
Rauch Family Foundation	1	\$1,000.00		\$1,000.00
Ravenswood Health Care Foundation	4	\$100,000.00		\$100,000.00
Reaugh Trust Fund, Ernest O.	7	\$14,000.00		\$14,000.00
Resist	10	\$34,000.00		\$34,000.00
Retirement Research Foundation	3	\$100,000.00		\$100,000.00
Rhode Island Foundation	10	\$102,938.00		\$102,938.00
Roaring Fork Gay & Lesbian Community Fund	2	\$13,500.00		\$13,500.00
Robins, Kaplan, Miller & Ciresi, L.L.P. Private Foundation	1	\$30,400.00		\$30,400.00
Roble Foundation, Joseph H. and Florence A.	2	\$27,000.00		\$27,000.00
Rochester Area Community Foundation	6	\$8,850.00		\$8,850.00
Rockefeller Brothers Fund	1	\$55,000.00		\$55,000.00
Rockefeller Philanthropic Advisors	1	\$500.00		\$500.00
Rocking Moon Foundation	3	\$210,000.00		\$210,000.00
Rockwell Collins Charitable Corporation	1	\$15,000.00		\$15,000.00
Rose Community Foundation	1	\$95,000.00		\$95,000.00
Rose Fund, Marion and Miriam	1	\$10,000.00		\$10,000.00
Rosenberg Foundation	2	\$7,000.00		\$7,000.00
Rosenstein Foundation, Anita May	1	\$20,000.00		\$20,000.00
Rosenthal Foundation, Benjamin J.	1	\$1,000.00		\$1,000.00
Saint Paul Foundation	6	\$81,075.00		\$81,075.00

Foundation Name	Total Grants	Direct Grant Dollars	Regranting Dollars	Total Dollars
San Diego Foundation for Change	1	\$1,805.00		\$1,805.00
San Diego Human Dignity Foundation	18	\$79,600.00		\$79,600.00
San Francisco Film Society	1	\$35,000.00		\$35,000.00
San Francisco Foundation (The)	12	\$249,000.00		\$249,000.00
San Luis Obispo County Community Foundation	6	\$6,300.00		\$6,300.00
Sandy River Charitable Foundation	1	\$15,000.00		\$15,000.00
Santa Barbara Foundation	1	\$43,000.00		\$43,000.00
Santa Fe Community Foundation	9	\$30,000.00		\$30,000.00
Sawchuk Family Foundation	1	\$20,000.00		\$20,000.00
Schoeler Foundation, Kevin	2	\$2,500.00		\$2,500.00
Schwab Charitable Fund	17	\$318,671.00		\$318,671.00
Seattle Foundation	1	\$5,000.00		\$5,000.00
Shubert Foundation	1	\$20,000.00		\$20,000.00
Silicon Valley Community Foundation	1	\$40,000.00		\$40,000.00
Siragusa Foundation	1	\$5,000.00		\$5,000.00
Slavin Foundation, Sanford and Doris	4	\$13,000.00		\$13,000.00
Small Change Foundation	18	\$239,000.00		\$239,000.00
Snowdon Foundation, Ted	15	\$398,000.00		\$398,000.00
Snyder Fund, Valentine Perry	1	\$40,000.00		\$40,000.00
Social Justice Fund Northwest	6	\$55,380.00		\$55,380.00
Soros Fund Charitable Foundation	5	\$146,650.00		\$146,650.00
Sparkplug Foundation	4	\$32,640.00		\$32,640.00
Starfish Group	1	\$7,500.00		\$7,500.00
Steiner Foundation, Rudolf	1	\$2,500.00		\$2,500.00
Stonewall Community Foundation	116	\$555,578.00	\$10,000.00	\$565,578.00
Stuart Foundation	1	\$50,000.00		\$50,000.00
Stuart Youth Fund, Dwight	4	\$100,000.00		\$100,000.00
Surdna Foundation	3	\$108,000.00		\$108,000.00
Terrell Charitable Trust, Randolph Querbes	2	\$9,500.00		\$9,500.00
Texas Instruments Foundation	1	\$15,000.00		\$15,000.00
The Generations Fund	3	\$3,000.00		\$3,000.00
Third Wave Foundation	7	\$70,000.00		\$70,000.00
Three Rivers Community Foundation	2	\$3,500.00		\$3,500.00
Threshold Foundation	1	\$—	\$85,000.00	\$85,000.00
Tides Center HIV Young Leaders Fund	2	\$23,700.00		\$23,700.00
Tides Foundation	89	\$2,719,326.00		\$2,719,326.00
TJX Foundation	6	\$21,500.00		\$21,500.00

Foundation Name	Total Grants	Direct Grant Dollars	Regranting Dollars	Total Dollars
Triangle Community Foundation	1	\$15,000.00		\$15,000.00
Tromblee Foundation	1	\$5,000.00		\$5,000.00
Tuttle Fund, Isaac	1	\$35,000.00		\$35,000.00
Two Sisters and a Wife Foundation	4	\$250,000.00		\$250,000.00
Unger, Aber D Foundation	5	\$23,000.00		\$23,000.00
Unitarian Universalist Veatch Program at Shelter Rock	12	\$61,395.00		\$61,395.00
UPS Foundation	1	\$100,000.00		\$100,000.00
Urgent Action Fund for Women's Human Rights	18	\$75,425.00		\$75,425.00
van Ameringen Foundation, H.	55	\$3,078,500.00		\$3,078,500.00
van Loben Sels/RembeRock Foundation	2	\$25,000.00		\$25,000.00
Verizon Foundation	45	\$124,240.00	\$15,000.00	\$139,240.00
Vermont Community Foundation	19	\$92,900.00		\$92,900.00
Vidda Foundation	1	\$25,000.00		\$25,000.00
Violett, Ellen M. and Thomas, Mary P. R. Foundation	1	\$2,000.00		\$2,000.00
Vital Projects Fund	1	\$50,000.00		\$50,000.00
Wallis Foundation	1	\$40,000.00		\$40,000.00
Walmart Foundation	9	\$281,500.00		\$281,500.00
Warhol Foundation for Visual Arts, Andy	1	\$50,000.00		\$50,000.00
Washington AIDS Partnership	5	\$145,000.00		\$145,000.00
Washington Square Health Foundation	1	\$1,000.00		\$1,000.00
Wean Foundation, Raymond and John	1	\$3,000.00		\$3,000.00
Weinberg Foundation, Harry and Jeanette	5	\$655,500.00		\$655,500.00
Weingart Foundation	3	\$215,000.00		\$215,000.00
Wells Fargo Foundation	174	\$3,267,008.00	\$295,000.00	\$3,562,008.00
Williams, Reid Foundation	2	\$80,000.00		\$80,000.00
Wohlford Foundation, Mary	2	\$32,500.00		\$32,500.00
Women's Foundation of California	1	\$2,000.00		\$2,000.00
Women's Fund of Greater Milwaukee	4	\$10,000.00		\$10,000.00
Women's Foundation of Minnesota	1	\$25,000.00		\$25,000.00
Women's Fund of Miami-Dade County	1	\$5,000.00		\$5,000.00
Women's Fund of Western Massachusetts	1	\$8,000.00		\$8,000.00
Women's Funding Alliance	2	\$23,000.00		\$23,000.00
York Foundation, Otto H.	1	\$10,000.00		\$10,000.00
Z. Smith Reynolds Foundation	1	\$80,000.00		\$80,000.00
Zarrow Foundation, Anne and Henry	2	\$6,000.00		\$6,000.00

<b>TOTALS</b>	<b>4,068</b>	<b>\$121,412,490</b>	<b>\$12,633,668.00</b>	<b>\$134,081,157.52</b>
---------------	--------------	----------------------	------------------------	-------------------------

# THANK YOU TO OUR MEMBERS!

In 2012, our membership awarded \$83.6 million to LGBTQ issues. Collectively, our members account for two-thirds of all LGBTQ funding. Our members are helping improve the lives of LGBTQ people around the world.

## Institutional Members

---

American Jewish World Service	Laughing Gull Foundation
Amy Mandel & Katina Rodis Fund	Levi Strauss Foundation
Anonymous	The John D. and Catherine T. MacArthur Foundation
Arcus Foundation	Kevin Mossier Foundation
Astraea Lesbian Foundation for Justice	Marguerite Casey Foundation
Boston Foundation	Mukti Fund
Calamus Foundation	North Star Fund
California Endowment	Our Fund, Inc.
California Wellness Foundation	Overbrook Foundation
Community Foundation Santa Cruz County	The Palette Fund
Con Alma Health Foundation	Paul Rapoport Foundation
Cream City Foundation	Philanthrofund Foundation
Driscoll's Charitable Fund	Polk Brothers Foundation
Dwight Stuart Youth Fund	Pride Foundation
Equity Foundation	Proteus Fund, Inc
Ford Foundation	Rockefeller Philanthropy Advisors
Foundation for Louisiana	Rosenberg Foundation
Foundation for the Carolinas	The Samuel S. Fels Foundation
Freeman Foundation	San Diego Human Dignity Foundation
Gill Foundation	Santa Fe Community Foundation
Guilford Green Foundation	Small Change Foundation
Horizons Foundation	Stonewall Community Foundation
Evelyn & Walter Haas Jr. Fund	Henry van Ameringen Foundation
Jeff Chartrand Donor Advised Fund	Vermont Community Foundation
John Larsen Foundation	Wells Fargo Foundation
Johnson Family Foundation	Women's Foundation of California

If you and your organization are concerned about LGBTQ issues and want to help expand philanthropic resources for LGBTQ people, consider becoming a member of Funders for LGBTQ Issues.

Visit us on the web at [www.lgbtfunders.org/join](http://www.lgbtfunders.org/join) for more information.



# METHODOLOGY

Requests for 2012 grants information were sent to nearly 700 grantmakers identified through Funders for LGBTQ Issues' online directory of LGBTQ grantmakers and the Foundation Center's database, and by reviewing funder lists provided by LGBTQ organizations. All types of foundations were surveyed — private, public, community and corporate — as well as nonprofit organizations with grantmaking programs. Information was obtained predominantly through self-reporting by grantmakers, as well as a review of 990s and annual reports.

Our overarching research goal was to ensure that the data we collected focused specifically on LGBTQ issues and organizations. Therefore, the data does not include grants to organizations or projects that are generally inclusive of LGBTQ people unless they explicitly address an LGBTQ issue or population. For example, a women's organization given a grant to develop a sex education curriculum for girls, open and welcoming to all girls, including LGBTQ girls, would not have been included in the data. If that same organization was funded to provide sex education specifically to LGBTQ girls, it would have been included.

In a slight departure from our previous tracking reports, we have included all re-granting dollars in charts that rank individual grantmakers and the appendix to accurately show the overall level of LGBTQ funding provided by each grantmaker, regardless of whether those dollars are provided in the form of direct grants or through an intermediary that then re-grants those dollars to other organizations and individuals. As a result, the charts that rank grantmakers and the appendix "double-count" re-granting when aggregated. However, for all other tabulations and charts, we have not included dollars awarded for the purpose of regranting, so as to avoid double counting.

---

# ACKNOWLEDGMENTS

Our heartfelt appreciation goes out to all the people who made this report possible, and particularly to our members and other foundations who took the time to provide us with data on their grantmaking for LGBTQ communities. Thanks also to the members of our board of directors, who offered early feedback on this new format. A very special thank-you to Andy Lane, the chair of our board, who helped conceptualize the new structure for the tracking report and provided in-depth feedback and guidance throughout its development.

# MISSION

Funders for LGBTQ Issues works to mobilize the philanthropic resources that enhance the well-being of lesbian, gay, bisexual, transgender and queer communities, promote equity and advance racial, economic and gender justice.

## Board of Directors

---

**Andrew Lane, Chair**

*Director, Johnson Family Foundation*

**Cindy Rizzo, Vice Chair**

*Vice President of Organizational Learning and Grants Management, Arcus Foundation*

**Jesse King, Treasurer**

*Managing Director, Fulcrum Advisors*

**Mitchell Singer, Secretary**

*Senior Philanthropic Advisor, Rockefeller Philanthropy Advisors*

**Maria Cadenas**

*Philanthropy Advisor, Driscoll's*

**Rebecca Fox**

*Program Officer, Wellspring Advisors*

**Matthew "Matty" Hart**

*President of the Board of Directors, Calamus Foundation*

**Patricia St. Onge**

*Partner, Seven Generations Consulting and Coaching*

**Kristine Stallone**

*Vice President for Finance and Administration, American Jewish World Service*

**Nathaniel "Toby" Thompkins**

*Vice President, Tides 21st Century*

## Staff

---

**Ben Francisco Maulbeck**

*President*

**Lyle Matthew Kan**

*Director of Communications and Education*

**Marvin Webb**

*Director of Operations and Member Services*

**Kristina Wertz**

*Director of Engagement*

## Report Credits

---

**Analysis & Writing:**

Lyle Matthew Kan and Ben Francisco Maulbeck

**Research:**

Nancy Cunningham

**Layout Design:**

Tammy Collins, Evolve Visual Design

**Editing:**

Marvin Webb

Published December 2013 by Funders for LGBTQ Issues.





### Funders for LGBTQ Issues

116 East 16th Street, 7th Floor | New York, NY 10003 | Telephone: 212.475.2930 | Fax: 212.475.2532  
[www.lgbtfunders.org](http://www.lgbtfunders.org) | Twitter: @lgbtfunders | Facebook: [www.facebook.com/LGBTQFunders](http://www.facebook.com/LGBTQFunders)



FUNDERS FOR  
LGBTQ  
ISSUES